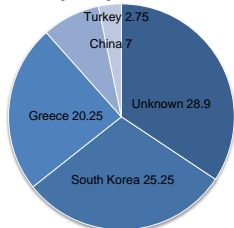
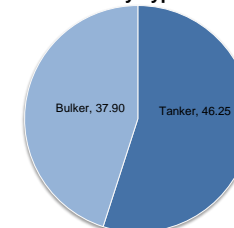


Friday 06 February 2015

S&P Summary
Sales by Buyers Location

Sales by Type

Sales
DRY

Name	Type	DWT	Yard	Built	USD mill	Comments	VesselsValue.com	Buyer	Seller
Maritime Taboneo	Panamax	76,300	Imabari	2004	10.75	Poor condition. Geared.	13.4	Cyprus Maritime Co	Clipper Group
CMB Biwa	Supramax	53,500	Iwagi Zosen	2002	9.5		10.4	Edem Marine	Bocimar
Geeta	Handymax	42,500	Oshima	1990	2.75	SS due	2.9	Turkish	ArcelorMittal Shipping
Mediterranean ID	Handysize	28,500	Kanda	1994	4.5		4.1	Chinese	ID Shipping AS
Caribbean ID	Handysize	27,900	Naikai Setoda	1996	5		4.6	Far Eastern	ID Shipping AS
Birch 4	Handysize	25,400	Imabari	2000	5.4	DD due	5.6	Unknown	Woodstreet Inc

WET

Name	Type	DWT	Yard	Built	USD mill	Comments	VesselsValue.com	Buyer	Seller
Midnight Sun	Methanol Carrier	45,200	Minami Nippon	1997	6.5		7.6	Far Eastern	MOL
HF Pioneer	Small Chemical	20,000	Fukuoka	2010	25.25		26.4	Heung-A Shipping	Fairfield Chemical Carriers
FS Philippine	Small Clean	19,100	ENVC	2005	12	Ice class 1C	10.4	Unknown	Sea Tankers
Ocean Moray	Small Clean	13,600	Hitachi	1996	2.5		2.6	Chinese	Ocean Tankers Pte

CONTAINER

Name	Type	TEU	Yard	Built	USD mill	Comments	VesselsValue.com	Buyer	Seller
Ulf Ritscher	Sub Panamax	2,526	Kvaerner Warnow Werft	2001	7.9	Ice class II	9.0	Lomar Shipping	Transeste Schiffahrt KG
Samaria	Handysize	1,716	Hudong	2000	3.1	SS due	5.7	Unknown	Nordic Hamburg Shipping
Ocean Express	Feedermax	700	Shin Kurushima	1992	1.5		2.1	Unknown	Pan Continental Shipping
Jessica B	Feedermax	660	Sietas	2000	2.1	Ice class 1A. SS due	2.5	Lomar Shipping	Bartels Reederei

Newbuildings
WET

Units	Type	DWT	Yard	Delivery	USD mill	Comments	Buyer
3	LR1	74,000	Sundong	2017	46.5	Converted capesize order	Scorpio
1 + 1	LR1	74,000	STX	2016-2017	46		Valles

GAS

Units	Type	CBM	Yard	Delivery	USD mill	Comments	Buyer
2	Large LNG	174,000	Dalian Shipbuilding	2019	195		China shipping group / Sinopec

Period
DRY

Name	Type	DWT	Yard	Built	Rate \$/day	Comments	Charterer	Period
Norfolk	Capesize	164,200	CSBC Kaohsiung	2002	10,250		Clearlake	15 months
Myrsini	Panamax	82,800	Tsuneishi Zosen	2010	8,250		Clearlake	1 year
Kypros Bravery	Panamax	77,000	Sasebo	2015	7,800		Sinochart	6 months
Lucky Star	Panamax	76,700	Imabari	2002	6,700		SwissMarine Inc	6 months

WET

Name	Type	DWT	Yard	Built	Rate \$/day	Comments	Charterer	Period
Xin Yong Yang	VLCC	309,400	Longxue	2010	35,000	+ 1 yr option at USD 37,000	Trafigura Beheer BV	1 year
Olympic Legend	VLCC	309,300	Samsung	2003	39,000		Shell	2 years
Spike	Aframax	116,000	Samsung	2010	11,900		Bergshav AS	5 years
Eser K	Aframax	115,800	Hanjin HI	2010	24,000		Core	1 year
Front Puma	LR2	115,000	Guangzhou Shipyard	2015	25,000		Koch	1 year
Front Panther	LR2	115,000	Guangzhou Shipyard	2015	25,000		Koch	1 year
Swarna Jayanti	LR2	105,000	Hyundai HI	2010	16,250		Scorpio Tankers	6 months
CV Stealth	Aframax	104,500	SWS	2005	10,600		Bergshav AS	4 years
CSC Amethyst	MR	50,000	Jinling Shipyard	2009	14,250		Cargill	1 year
Walnut Express	MR	45,700	Minami Nippon	2004	14,750		ST Shipping	1 year

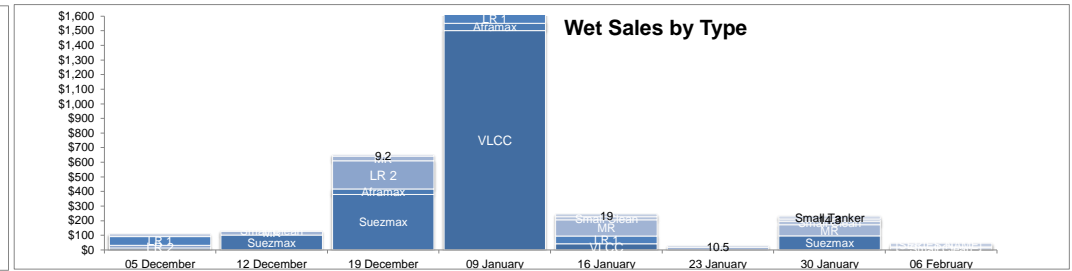
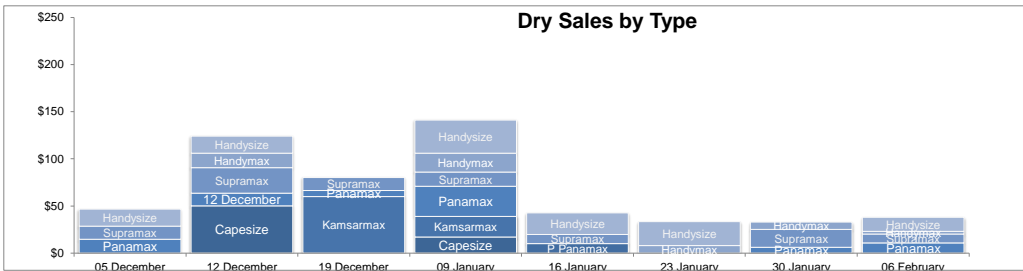
CONTAINER

Name	Type	TEU	Yard	Built	Rate \$/day	Comments	Charterer	Period
Northern Diversity	Panamax	3,605	Hyundai HI	1997	10,750		Gold Star Line	6 months
HS Bach	Panamax	3,586	STX	2007	10,650		MSC	6 months
HS Berlioz	Panamax	3,586	STX	2007	7,950		CMA CGM	6 months
ANL Kardinia	Sub Panamax	2,824	Hyundai Mipo	2005	8,000		CMA CGM	10 months
Wehr Warnow	Sub Panamax	2,524	Warnowwerft	2002	7,100		CMA CGM	6 months
ER Elsfleth	Sub Panamax	2,496	SSW Fahr	2003	7,000		MSC	6 months
Arca	Handysize	1,642	Hanjin HI	1994	8,800		Gold Star Line	9 months
Dolphin Strait	Feedermax	1,118	Jinling Shipyard	2003	6,100		CMA CGM	8 months
Vega Alpha	Feedermax	917	Volharding	2005	8,750		APL	7 months

GAS

Name	Type	CBM	Yard	Built	Rate \$/pcm	Comments	Charterer	Period
Maharshi Bhardwaj	VLGC LPG	76,644	Hyundai HI	1992	45,000	+ 1 year option, rate per day	Hindustan Petroleum Corp	1 year
Ronald N	VLGC LPG	75,014	Hyundai HI	2008	2,800,000		Astomos Energy Corp	1 year
Tilos	MGC LPG	35,000	Hyundai Mipo	2009	1,000,000	+ 6 months + 6 months option	Bharat Petroleum Corp	1 year

S & P Trends



Indices

CHARTERING

Baltic Dry	05/02/2015	29/01/2015	Up	Down	5 Year High	Date	5 Year Low	Date
Index	564	632		68	4,209	26/05/10	564	06/02/15
Capesize \$	5,657	5,972		315	59,324	02/06/10	2,644	21/08/12
Panamax \$	3,418	4,392		974	37,099	20/05/10	3,336	27/09/12
Supramax \$	5,627	6,266		639	32,528	19/05/10	5,627	06/02/15
Handysize \$	4,666	5,252		586	22,026	24/05/10	4,666	06/02/15

Baltic Wet	05/02/2015	29/01/2015	Up	Down	5 Year High	Date	5 Year Low	Date
Dirty Index	922	868	54		1,243	23/01/14	577	28/06/13
Clean Index	643	681		38	908	23/12/11	487	14/11/13

VesselsValue.com Indices	05/02/2015	29/01/2015	Up	Down
Bulker \$/dwt	202.39	208.21		5.8
Container \$/teu	5471.5	5466.99	4.5	
Tanker \$/dwt	296.28	294.40	1.9	
LPG \$/cbm	1,011.98	1,008.14	3.8	

Currencies & Commodities

USD	GBP	EUR	JPY	KOR	RMB
06/02/2015	1.53	1.14	117.33	1089.61	6.24
5 YR HIGH	1.70 - 20/06/2014	1.48 - 30/04/11	121.50 - 07/12/14	1259.85 - 26/05/10	6.60 - 11/03/11
5 YR LOW	1.43 - 18/05/10	1.12 - 23/01/15	75.72 - 28/10/11	1008.55 - 03/07/11	6.05 - 24/01/14

	06/02/2015	30/01/2015	Up	Down	5 Year High	Date	5 Year Low	Date
Light Crude	50.48	44.53	5.95		108.8	30/08/2013	44.53	30/01/2015
Gold	1,262.70	1,254.60	8.1		1,822	19/08/2011	1,055	05/02/2010
Corn	385.25	371.5	13.75		823.75	10/08/2012	353	17/10/2014
Demo \$/t (tanker)	425	430		5	555	10/08/2011	384	09/09/2013
Demo \$/t (bulker)	415	410	5		535	03/08/2011	345	01/02/2010
FTSE 100	6,846.12	6,773.17	72.95		6,843	21/02/2014	4,838	28/06/2010
Dow Jones	17,884.88	17,416.85	468.03		17,908	09/01/2015	9,686	28/06/2010
Nikkei 225	17,648.50	17,674.39		25.89	17,920	05/12/2014	8,160	21/11/2011
SSEC, China	3,075.91	3,284.60		208.69	3,377	16/01/2015	1,980	26/11/2012

SEASURE SHIPPING LTD Richard Rivlin DIRECT +44 (0) 203 142 6501 MOBILE +44 (0) 7836 210 210
 S&P +44 (0) 208 995 4375 Matthew Freeman DIRECT +44 (0) 203 142 6504 MOBILE +44 (0) 7795 416 873
 seasure@seasure.co.uk Tom Evans DIRECT +44 (0) 203 142 6500 MOBILE +44 (0) 7787 421 301
 www.seasure.co.uk

Sales Europe - Georgina Gavin DIRECT +44 (0) 203 142 6549
 Sales USA - Adrian Economakis DIRECT +44 (0) 203 142 6505
 Sales Asia - Junko Abe DIRECT +44 (0) 203 142 6548
 Sales UK - Paddy Stern DIRECT +44 (0) 203 142 6535
 Sales Greece - Elina Apostolakou DIRECT +44 (0) 203 142 6506

VESSELSVALUE LTD
 SALES TEAM +44 (0) 208 995 4364
 RESEARCH TEAM +44 (0) 203 142 6522
 info@vesselsvalue.com

This report is written in good faith but VesselsValue Ltd and SeasureShipbroking Ltd and its directors and employees do not accept responsibility for any errors or omissions arising from this report and cannot be held responsible for any action taken, or losses incurred, as a result of this report. If the addressee intends to act on this report they should satisfy themselves as to the correctness of the information given. All information contained in this report relates solely to our opinions and interpretations but no assurances can be given as to their accuracy and reliability.