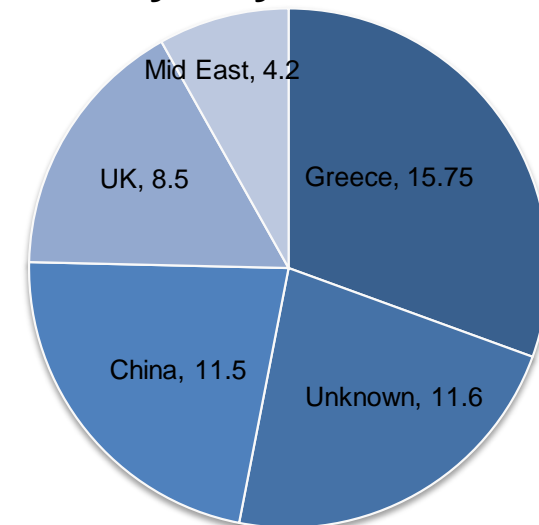
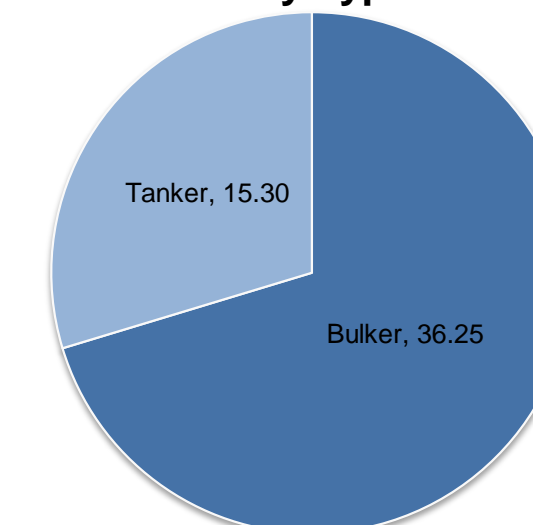


Friday 17 April 2015

S&P Summary
Sales by Buyers Location

Sales by Type

Sales
DRY

Name	Type	DWT	Yard	Built	USD mill	Comments	VesselsValue.com	Buyer	Seller
Shiyo	Post Panamax	77,500	Sasebo	2001	7		6.6	Chinese	Daiwa Kisen
Agios Efraim	Panamax	73,000	Daedong	1998	4.5		4.7	Chinese	Victoria Steamship
Noble Hawk	Supramax	56,000	Mitsui Ichihara	2007	12.25		12.6	Baru Delta Maritime	Nissen Kaiun
Kite	Handymax	47,200	Daedong	1997	4.8		4.7	Unknown	Eagle Bulk Shipping
Blackfin	Handymax	43,200	Hyundai HI	1995	4.2		3.9	Middle Eastern	Tri Bulk Shipping
Don Frane Bulic	Handymax	42,600	Brodosplit	1997	3.5	DD due Aug 2015	4.4	Greek	Jadroplov

WET

Name	Type	DWT	Yard	Built	USD mill	Comments	VesselsValue.com	Buyer	Seller
Marida Melissa	Small Clean	13,100	Sekwang HI	2009	8.5	at auction	12.5	Borealis Maritime	Marida Tankers Inc
Clipper Legacy	Small Clean	10,100	Yardimci Deniz	2005	6.8		8.2	Unknown	Clipper Group

GAS

Name	Type	CBM	Yard	Built	USD mill	Comments	VesselsValue.com	Buyer	Seller
Wakaba Maru	Large LNG	125,582	Mitsui Ichihara	1985	19	Conversion to storage	17.2	Bumi Armada Berhad	MOL

Newbuildings
DRY

Units	Type	DWT	Yard	Delivery	USD mill	Comments	Buyer
2	Handysize	38,000	Avic Weihai	2016	22		MST

WET

Units	Type	DWT	Yard	Delivery	USD mill	Comments	Buyer
5 + 5	VLCC	319,000	Hyundai HI	2017-2018	97	against S-Oil COA	Bahri
2	Handy Chemical	38,000	Kitanihon	2018	Undisc		IINO Lines

CONTAINER

Units	Type	TEU	Yard	Delivery	USD mill	Comments	Buyer
3	ULCV	20,600	Hanjin Subic	2017	140		CMA CGM

GAS

Units	Type	CBM	Yard	Delivery	USD mill	Comments	Buyer
4	VLGC	84,000	DSME	2016	73	ex China Peace Petroleum contract	BW LPG

Period
DRY

Name	Type	DWT	Yard	Built	Rate \$/day	Comments	Charterer	Period
ABYO Oprah	Kamsarmax	82,600	Tsuneishi Zosen	2006	7,000	5000 pd for the first 50 days	SwissMarine	9 months
Crimson Empress	Kamsarmax	82,300	Tadotsu Imabari	2014	7,650		Glencore	1 year

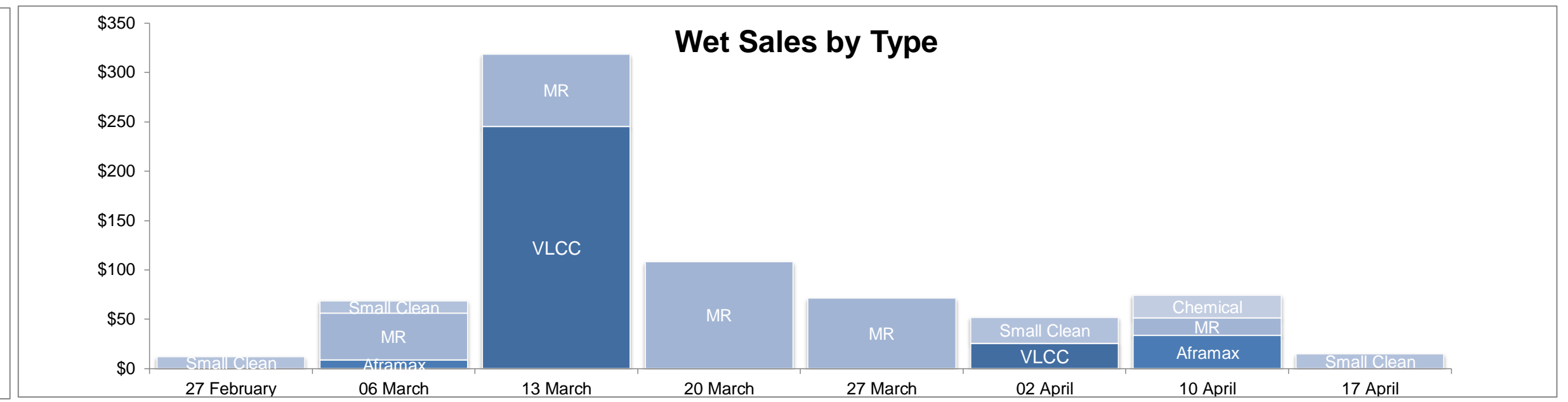

WET

Name	Type	DWT	Yard	Built	Rate \$/day	Comments	Charterer	Period
Pink	Suezmax	156,500	Jiangsu Rongsheng	2010	26,000		Shell	5 years
Nave Pulsar	MR	50,900	STX	2007	15,550		Trafigura	1 year
Nave Equinox	Suezmax	50,900	STX	2007	15,850		Shell	1 year
Arendal	MR	50,100	SPP	2010	16,000		Trafigura	1 year

CONTAINER

Name	Type	TEU	Yard	Built	Rate \$/day	Comments	Charterer	Period
Astrid Schulte	Post Panamax	6,966	Hyundai HI	2009	22,000		UASC	1 year
Portugal	Panamax	4,545	Hyundai HI	1998	14,500		MSC	6 months
AS Carinthia	Sub Panamax	2,824	Hyundai Mipo	2003	12,000		Maersk	6 months
Algarrobo	Sub Panamax	2,797	Yangfan Zhoushan	2009	13,550		Evergreen	1 year
Northern Volition	Sub Panamax	2,742	Wadan Yards MTW	2005	13,250		Sinotrans	1 year
Welle	Sub Panamax	2,602	STX	2005	12,300		Yang Ming Marine	10 months
Bomar Rissen	Handysize	1,728	Stocznia Szczecin Nowa	1999	8,500		Far Shipping	6 months
AS Savonia	Handysize	1,679	Hanjin HI	2000	10,300		Evergreen	10 months
Warnow Orca	Handysize	1,296	Zhejiang Ouhua	2007	11,000		Evergreen	1 year

S & P Trends



Indices

CHARTERING

Baltic Dry	16/04/2015	09/04/2015	Up	Down	5 Year High	Date	5 Year Low	Date
Index	593	580			4,209	26/05/10	511	20/02/15
Capesize \$	3,407	3,015	392		59,324	02/06/10	2,644	21/08/12
Panamax \$	5,076	4,720	356		37,099	20/05/10	3,336	27/09/12
Supramax \$	6,400	6,446		46	32,528	19/05/10	5,052	20/02/15
Handysize \$	5,371	5,651		280	22,026	24/05/10	4,000	20/02/15

Baltic Wet	16/04/2015	09/04/2015	Up	Down	5 Year High	Date	5 Year Low	Date
Dirty Index	800	771	29		1,243	23/01/14	577	28/06/13
Clean Index	702	678	24		908	23/12/11	487	14/11/13

VesselsValue.com Indices	16/04/2015	09/04/2015	Up	Down
Bulker \$/dwt	173.39	173.66		0.3
Container \$/teu	5808.89	5776.61	32.3	
Tanker \$/dwt	301.31	302.04		0.7
LPG \$/cbm	1,009.26	1,008.01	1.3	

Currencies & Commodities

USD	GBP	EUR	JPY	KOR	RMB
17/04/2015	1.50	1.08	118.65	1080.61	6.20
5 YR HIGH	1.70 - 20/06/2014	1.48 - 30/04/11	121.50-07/12/14	1259.85 - 26/05/10	6.60 - 11/03/11
5 YR LOW	1.43 - 18/05/10	1.06 - 10/04/15	75.72 - 28/10/11	1008.55 - 03/07/11	6.05 - 24/01/14

	17/04/2015	10/04/2015	Up	Down	5 Year High	Date	5 Year Low	Date
Light Crude	56.71	50.79	5.92		108.8	30/08/2013	44.53	30/01/2015
Gold	1,198.00	1,193.60	4.4		1,822	19/08/2011	1,140	23/04/2010
Corn	383.25	378	5.25		823.75	10/08/2012	353	17/10/2014
Demo \$/t (tanker)	430	415	15		555	10/08/2011	380	06/03/2015
Demo \$/t (bulker)	415	405	10		535	03/08/2011	350	11/09/2013
FTSE 100	7,061.90	7,030.81	31.09		7,061	17/04/2015	4,838	28/06/2010
Dow Jones	18,105.77	17,958.73	147.04		18,214	27/02/2015	9,686	28/06/2010
Nikkei 225	19,652.88	19,907.63		254.75	19,908	10/04/2015	8,160	21/11/2011
SSEC, China	4,287.30	4,034.31	252.99		4,287	17/04/2015	1,980	26/11/2012

SEASURE SHIPPING LTD
 S&P +44 (0) 208 995 4375
 seasure@seasure.co.uk
 www.seasure.co.uk

Richard Rivlin
 Matthew Freeman
 Tom Evans

DIRECT +44 (0) 203 327 9751
 DIRECT +44 (0) 203 142 6504
 DIRECT +44 (0) 203 142 6500

MOBILE +44 (0) 7836 210 210
 MOBILE +44 (0) 7795 416 873
 MOBILE +44 (0) 7787 421 301

Sales Europe - Georgina Gavin
 Sales USA - Adrian Economakis
 Sales Asia - Junko Abe
 Sales UK - Paddy Stern
 Sales Greece - Elina Apostolakou

DIRECT +44 (0) 203 327 9651
 DIRECT +44 (0) 203 327 9652
 DIRECT +44 (0) 203 327 9655
 DIRECT +44 (0) 203 327 9654
 DIRECT +44 (0) 203 327 9656

VESSELSVALUE LTD
 SALES TEAM +44 (0) 203 327 9650
 RESEARCH TEAM +44 (0) 203 142 6522
 info@vesselsvalue.com

This report is written in good faith but VesselsValue Ltd and SeasureShipbroking Ltd and its directors and employees do not accept responsibility for any errors or omissions arising from this report and cannot be held responsible for any action taken, or losses incurred, as a result of this report. If the addressee intends to act on this report they should satisfy themselves as to the correctness of the information given. All information contained in this report relates solely to our opinions and interpretations but no assurances can be given as to their accuracy and reliability.