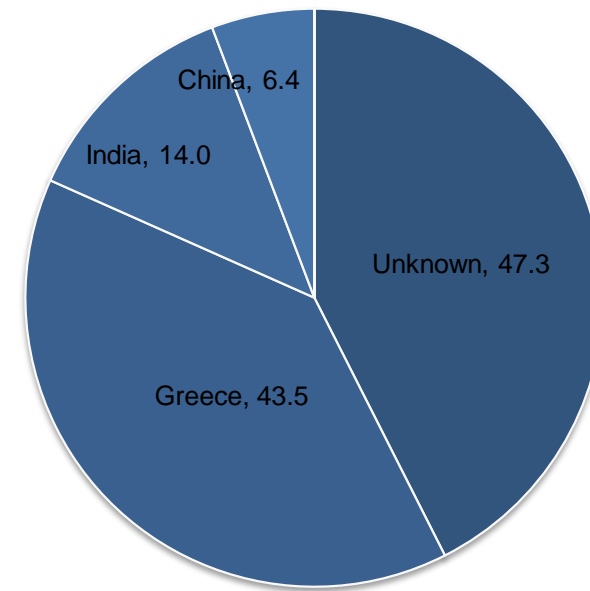
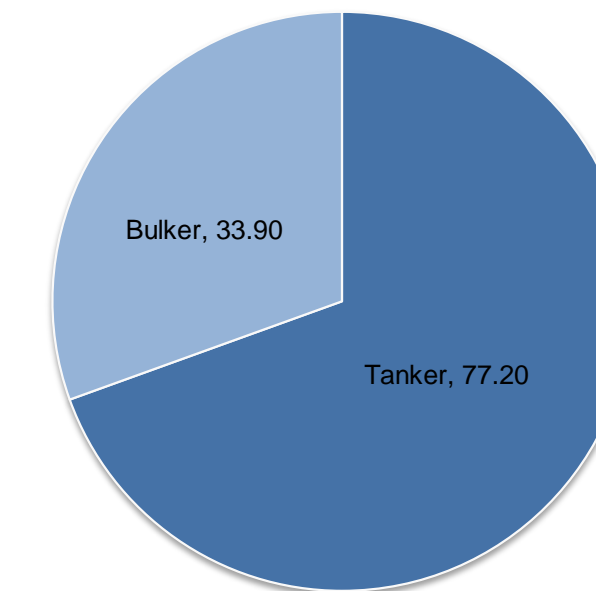


Friday 23 December 2016

S&P Summary

Sales by Buyers Location

Sales by Type


Sales

DRY

Name	Type	DWT	Yard	Built	USD mill	Comments	VesselsValue	Buyer	Seller
Maverick Gunner	Kamsarmax	80,700	STX Offshore	2010	13.25	At Auction Singapore	12.2	Empire Bulkers	Credit Suisse
Western Tokyo	Supramax	55,800	IHI	2012	14.25		14.9	Unknown	Sojitz Marine
Genco Wisdom	Handymax	47,200	Oshima	1997	3.2		3.1	Chinese	Genco Shipping and Trading
Genco Prosperity	Handymax	47,200	Oshima	1997	3.2		3.0	Chinese	Genco Shipping and Trading

WET

Name	Type	DWT	Yard	Built	USD mill	Comments	VesselsValue	Buyer	Seller
Universal Brave	VLCC	299,900	Hyundai HI	1997	20	On Subs	15.1	Unknown	TMS Tankers
Asian Spirit	Suezmax	151,800	Hyundai HI	2004	21		20.2	Eurotankers	Teekay LNG Partners
Cosmic	Suezmax	150,300	NKK	2000	14		13.3	Great Eastern Shipping	Nereus Shipping
Tintomara	MR2	46,800	Brodotrogir	2003	13		12.1	Unknown	Laurin Maritime
Mermaid Express	MR2	45,800	Minami Nippon	2002	9.2		9.9	Oceangold Tankers	Masumoto Shipping

CONTAINER

Name	Type	TEU	Yard	Built	USD mill	Comments	VesselsValue	Buyer	Seller
ER Visby	Feedermax	1,084	Nanjing Wujiazui	2012	8.8		8.0	Unknown	ER Schifffahrt

Newbuildings

WET

Units	Type	DWT	Yard	Delivery	USD mill	Comments	Buyer
2+2	VLCC	320,000	Jinhai HI	2018	70.0	LOI	New Shipping

Period

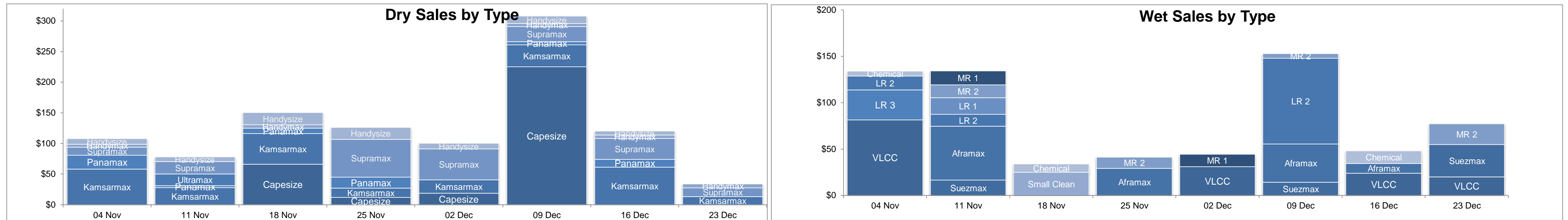
DRY

Name	Type	DWT	Yard	Built	Rate \$/day	Comments	Charterer	Period
Marvellous	Capesize	179,200	Sungdong	2011	9,000		SwissMarine	1 year
Hull 259	Kamsarmax	81,600	Tsuneishi Cebu	2017	8,000		Louis Dreyfus	6 months
Leto	Kamsarmax	81,300	Universal	2010	7,750		Glencore	1 year
Naias	Panamax	73,500	Shanghai Jiangnan	2006	7,500		Glencore	9 months
Alani	Ultramax	63,000	Iwagi Zosen	2017	8,300		TBS International	1 year
Star Fighter	Ultramax	61,500	Iwagi Zosen	2013	11,650		Dannebrog Rederi AS	6 months
Cielo di Dublino	Handysize	37,100	Hyundai Mipo	2011	10,500		CNR	6 months
Maratha Paramount	Handysize	32,100	Hakodate Dock	2011	6,350		CNR	6 months

WET

Name	Type	DWT	Yard	Built	Rate \$/day	Comments	Charterer	Period
Yuan Hua Hu	VLCC	308,000	Longxue	2015	31,000		Koch	1 year
New Tinos	VLCC	305,800	Mitsubishi HI	1999	40,000		Koch	3 months
Almi Sun	Suezmax	157,400	Daewoo	2013	22,000		Phillips 66	1 year
Sea Hymn	Aframax	116,300	Daewoo	2011	17,500		Trafigura	9 months
Front Tiger	LR2	115,000	CSSC OME	2015	17,500		ST Shipping	7 months
Front Panther	LR2	115,000	CSSC OME	2015	17,500		ST Shipping	7 months
Falcon Express	LR2	114,500	Sasebo	2008	17,500		ST Shipping	6 months
Raysut	LR2	114,500	Sasebo	2009	16,500		ST Shipping	6 months
Nave Bellatrix	MR2	50,000	Dae Sun	2013	12,750	+1 yr option at 13,750 pd	Trafigura	1 year
Nave Dorado	MR2	48,000	Iwagi Zosen	2005	12,400	+6 mth option at 13,250 pd	Norden	1 year
Swarna Pushp	MR2	47,800	Jinling	2010	13,000		Reliance	1 year
Star N	MR1	37,900	Hyundai Mipo	2009	10,750		Trafigura	3 months

S & P Trends



Indices

CHARTERING

Baltic Dry	22/12/2016	15/12/2016	Up	Down	5 Year High	Date	5 Year Low	Date
Index	928	966		38	2,145	12/12/13	290	11/02/16
Capesize \$	7,689	6,231	1,458		42,211	25/09/13	485	17/03/16
Panamax \$	6,935	9,844		2,909	16,645	12/12/13	2,314	04/02/16
Supramax \$	9,552	10,116		564	16,333	12/12/13	2,554	11/02/16
Handysize \$	8,565	8,486	79		11,726	19/12/13	2,704	11/02/16

Baltic Wet	22/12/2016	15/12/2016	Up	Down	5 Year High	Date	5 Year Low	Date
Dirty Index	936	909	27		1,243	23/01/14	497	11/08/16
Clean Index	675	491	184		908	23/12/11	350	06/10/16

VesselsValue Indices	22/12/2016	15/12/2016	Up	Down
Bulker \$/dwt	138.41	134.55	3.9	
Container \$/teu	4023.36	3949.55	73.8	
Tanker \$/dwt	255.27	253.12	2.2	
LPG \$/cbm	655.86	651.66	4.2	

Currencies & Commodities

USD	GBP	EUR	JPY	KOR	RMB
23/12/2016	1.23	1.05	117.33	1203.95	6.95
5 YR HIGH	1.72 - 02/07/14	1.39 - 18/03/14	125.63 - 08/06/15	1243.52 - 26/02/16	6.97 - 05/12/16
5 YR LOW	1.18 - 07/10/16	1.03 - 20/12/16	76.18 - 01/02/12	1009.08 - 06/07/14	6.04 - 14/01/14

	23/12/2016	16/12/2016	Up	Down	5 Year High	Date	5 Year Low	Date
Light Crude	52.57	50.9	1.67		108.8	30/08/2013	27.12	12/02/2016
Gold	1,133.10	1,134.60		1.5	1,780.78	27/09/2012	1,054.18	01/12/2015
Corn	346	357		11	823.75	10/08/2012	331	19/08/2016
Demo \$/t (tanker)	330	310	20		520	04/06/2014	245	26/02/2016
Demo \$/t (bulker)	310	290	20		520	21/05/2014	230	26/02/2016
FTSE 100	7,060.10	6,997.32	62.78		7,120	10/10/2016	5,270	28/05/2012
Dow Jones	19,918.88	19,852.24	66.64		19,983	20/12/2016	12,118	01/06/2012
Nikkei 225	19,427.67	19,401.15	26.52		20,725	07/08/2015	8,390	06/01/2012
SSEC, China	3,110.15	3,122.98		12.83	5,166	12/06/2015	1,980	26/11/2012

SEASURE SHIPBROKING
 S&P +44 (0) 203 327 9500
 seasure@seasure.co.uk
 www.seasure.co.uk

Richard Rivlin
 Matthew Freeman
 Tom Evans
 Toby Mumford
 Giacomo Cambiaso

DIRECT +44 (0) 203 327 9751
 DIRECT +44 (0) 203 327 9752
 DIRECT +44 (0) 203 327 9753
 DIRECT +44 (0) 203 327 9754
 DIRECT +44 (0) 203 327 9756

MOBILE +44 (0) 7836 210 210
 MOBILE +44 (0) 7795 416 873
 MOBILE +44 (0) 7787 421 301
 MOBILE +44 (0) 7946 523 251
 MOBILE +44 (0) 7929 364 780

Adrian Economakis
 Georgina Gavin
 Junko Abe

DIRECT +44 (0) 203 327 9651
 DIRECT +44 (0) 203 327 9652
 DIRECT +44 (0) 203 327 9655

VESSELSVALUE LTD
 SALES TEAM +44 (0) 20 3026 5555
 info@vesselsvalue.com