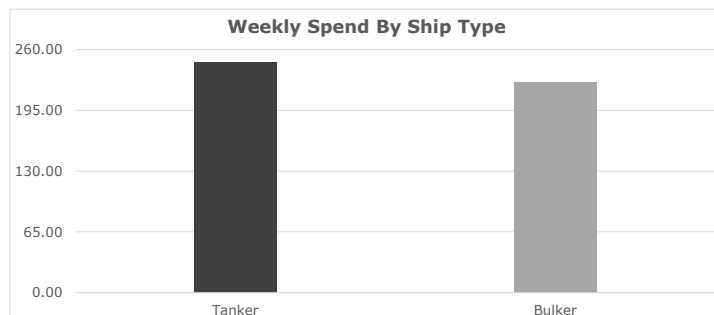
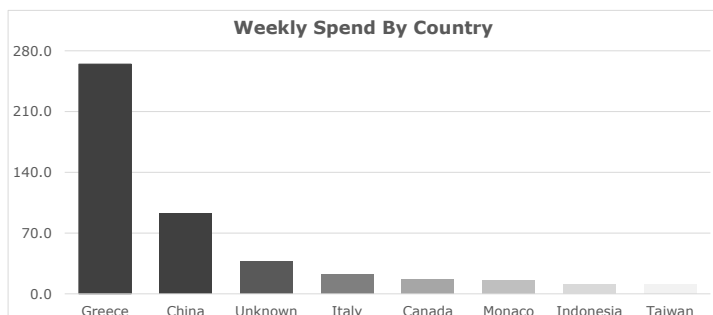


BLUE REPORT

Friday 23 November 2018

S&P SUMMARY



SALES

DRY

Name	Type	DWT	Yard	Built	USD mill	Comments	VV	Buyer	Seller
Southern Explorer	Capesize	177,500	Mitsui Ichihara	2002	13.5		13.2	Navitas Compania Maritima	Mizuho Sangyo
Kinko Maru	Post Panamax	91,900	Imabari	2001	11.5	6 Holds/6 Hatches	9.1	Dongguan Haichang	K Line
Navios Magellan	Panamax	74,300	Namura	2000	7		7.1	Chinese	Navios Maritime Holdings
Ocean Venture	Ultramax	63,500	Chengxi Shipyard	2016	24	Inc Charter	21.4	Minsheng Financial Leasing	Wah Kwong Shipping
Ocean Enterprise	Ultramax	63,500	Chengxi Shipyard	2016	24	Inc Charter	21.7	Minsheng Financial Leasing	Wah Kwong Shipping
Grand Pioneer	Supramax	57,000	Yangzhou Guoyu	2011	10.88		12.3	Courage Marine	Bergen Yangzhou Supramax Carriers
Ocean Carrier	Supramax	56,900	Tianjin Xingang	2012	13		11.7	Chinese	Seacon Ships Management
Ocean Vendor	Supramax	56,900	Tianjin Xingang	2012	13		11.9	Chinese	Seacon Ships Management
Nautical Amethyst	Supramax	56,900	Jiangsu Hantong	2011	11.3		12.6	Load Line Marine	Nautical Bulk Holdings
Fortis Amalthea	Handymax	47,300	Oshima	1999	6.35		6.3	Greek	Fortis Bulk Inc
Xing Zhi Hai	Handysize	34,400	Namura	2015	18.5		18.8	Greek	Fortune Ocean Shipping
Xing Yuan Hai	Handysize	34,400	Namura	2015	18.5		18.8	Greek	Fortune Ocean Shipping
Xing Ning Hai	Handysize	34,400	Namura	2015	18.5		18.4	Greek	Fortune Ocean Shipping
Xing Jing Hai	Handysize	34,400	Namura	2015	18.5		18.4	Greek	Fortune Ocean Shipping
Mistral	Handysize	30,000	Wuhu Xinlian	2010	8.62		8.3	Canadian Forest Navigation	Armania Shipping
Bora	Handysize	29,700	Wuhu Xinlian	2010	8.38		8.0	Canadian Forest Navigation	Armania Shipping

WET

Name	Type	DWT	Yard	Built	USD mill	Comments	VV	Buyer	Seller
Tianjin	VLCC	320,000	Jinhai	2015	58.2		54.5	Delta Tankers	GC Tankers
GC Fuzhou	VLCC	319,700	Jinhai	2014	55.8		52.4	Delta Tankers	GC Tankers
Front Falcon	VLCC	308,900	Samsung	2002	30.7	T/C Mitigation	22.5	Undisclosed	Ship Finance International
Singapore River	Aframax	115,100	Sasebo	2009	23.25		22.1	Latsco Shipping	K Line Singapore Pte
Petrovsk	Aframax	106,400	Tsuneishi Zosen	2004	12.8	SS Due	12.4	NGM Energy	Sovcomflot
Phoenix Alpha	Aframax	104,700	Daewoo	2003	11.5		10.8	Indonesian	Phoenix Energy Navigation
Gener8 Companion	LR1	72,700	Dalian Shipyard	2004	6.8	SS Due	9.4	Undisclosed	Euronav
High Pearl	MR2	48,000	Iwagi Zosen	2009	16		15.8	Transocean Maritime	Blue Wake Shipping
Seaways Alcesmar	MR2	46,200	STX Offshore	2004	9.45		9.3	Greek	International Seaways
Kraslava	MR1	37,300	Hyundai Mipo	2007	11		12.3	Italian	Latvian Shipping Co
Kazdanga	MR1	37,300	Hyundai Mipo	2007	11	DD Due	12.9	Italian	Latvian Shipping Co

GAS

Name	Type	CBM	Yard	Built	USD mill	Comments	VV	Buyer	Seller
Energy Orpheus	VLGC LPG	78,498	Mitsubishi HI	1993	10		9.8	Chinese	Idemitsu Tanker

BLUE REPORT

NEWBUILDINGS

No newbuildings to report this week

PERIOD

DRY

Name	Type	DWT	Yard	Built	Rate \$/day	Comments	Charterer	Period
Ping May	Capesize	178,000	Shanghai Jiangnan	2010	12,000		NYK Line	6 Months
Sideris GS	Capesize	174,200	SWS	2006	15,350		Berge Bulk	15 Months
Alcmene	Post Panamax	93,200	Jiangsu New YZJ	2010	11,500		BG Shipping	1 Year
Porto Leone	Ultramax	63,800	COSCO Zhoushan	2014	18,000		Medmar	6 Months

WET

Name	Type	DWT	Yard	Built	Rate \$/day	Comments	Charterer	Period
FSL Hong Kong	Aframax	115,000	Samsung	2007	17,000		Teekay Tankers	2 Years
FSL Shanghai	Aframax	115,000	Samsung	2007	17,000		Teekay Tankers	2 Years
Aktoras	MR1	36,700	Hyundai Mipo	2006	12,000		Shell	1 Year

CONTAINER

Name	Type	TEU	Yard	Built	Rate \$/mth	Comments	Charterer	Period
RDO Fortune	Post Panamax	4,975	Hyundai Samho	2012	12,750		HMM	6 Months
MP The Law	Panamax	4,360	Hanjin Subic	2009	10,200		MCC Transport	1 Year
Synergy Antwerp	Panamax	4,253	Samsung	2008	10,500		Maersk Line	9 Months

INDICES

CHARTERING

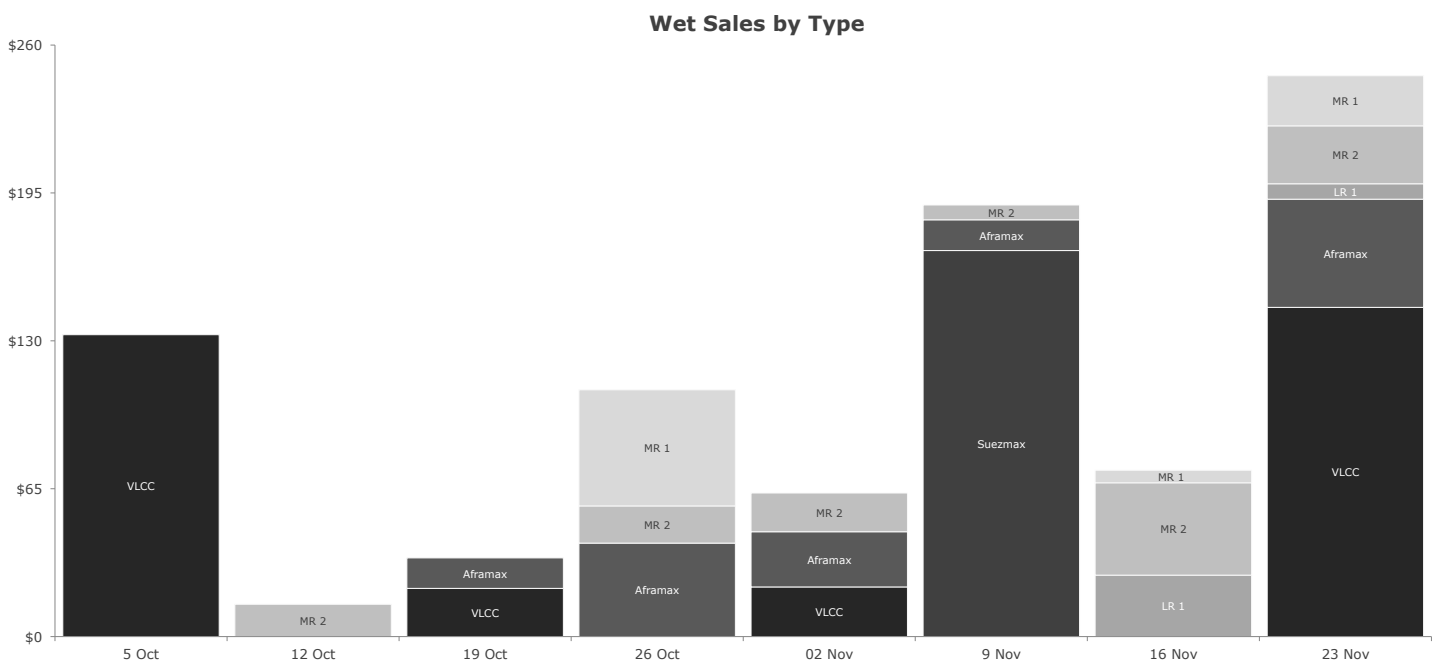
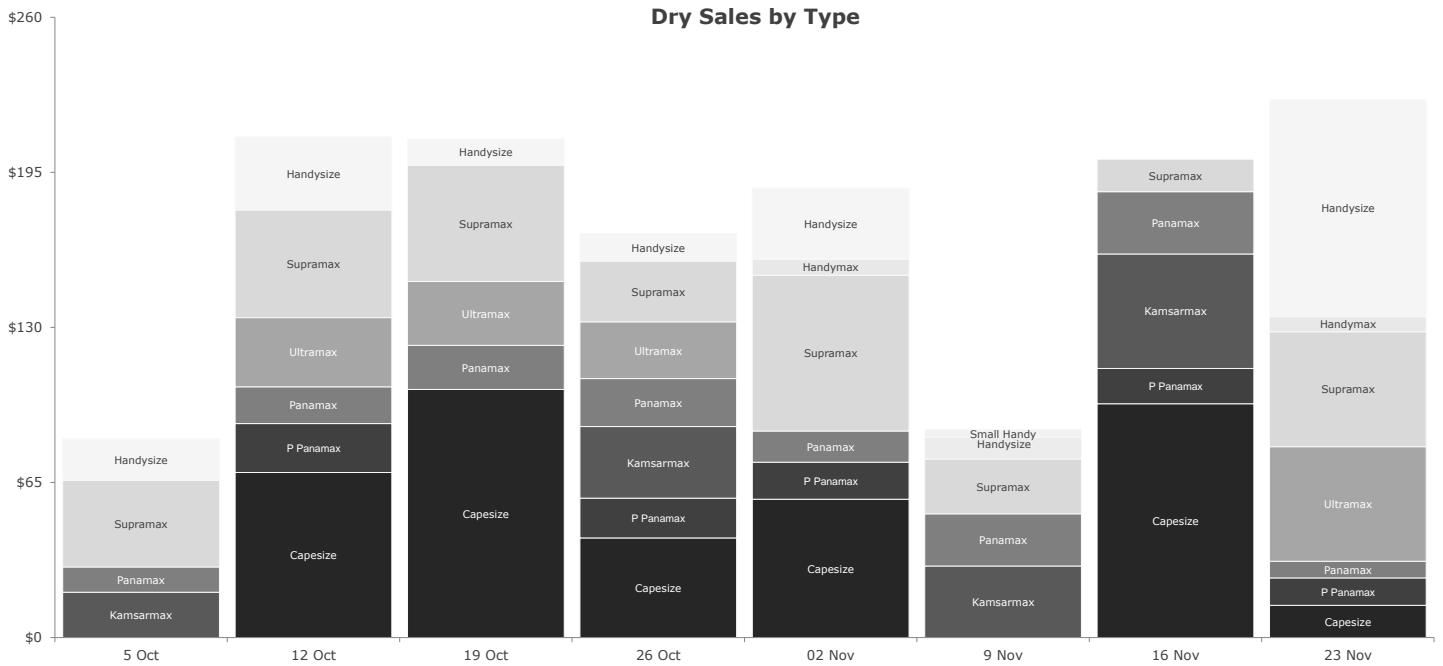
Baltic Dry	22/11/2018	15/11/2018	Up	Down	5 Year High	Date	5 Year Low	Date
Index	1,018	1,020		2	2,145	12/12/13	290	11/02/16
Capesize \$	8,951	8,458	493		37,510	12/12/13	485	17/03/16
Panamax \$	11,018	11,731		713	16,645	12/12/13	2,314	04/02/16
Supramax \$	10,671	10,704		33	16,333	12/12/13	2,554	11/02/16
Handysize \$	9,213	9,376		163	11,726	19/12/13	2,704	11/02/16

Baltic Wet	22/11/2018	15/11/2018	Up	Down	5 Year High	Date	5 Year Low	Date
Dirty Index	1126	1099	27		1,243	23/01/14	497	11/08/16
Clean Index	654	649	5		854	05/01/17	350	06/10/16

VesselsValue Indices	22/11/2018	15/11/2018	Up	Down
Bulker \$/dwt	207.46	207.88		0.4
Container \$/teu	4603.22	4634.84		31.6
Tanker \$/dwt	258.67	257.53	1.1	
LPG \$/cbm	578.62	577.19	1.4	

BLUE REPORT

S&P TRENDS



BLUE REPORT

CURRENCIES & COMMODITIES

USD	GBP	EUR	JPY	KOR	RMB
23/11/2018	1.28	1.14	112.90	1132.86	6.94
5 YR HIGH	1.72 - 02/07/14	1.39 - 18/03/14	125.63 - 08/06/15	1243.52 - 26/02/16	6.97 - 05/12/16
5 YR LOW	1.18 - 07/10/16	1.03 - 20/12/16	99.94 - 21/08/2016	1009.08 - 06/07/14	6.04 - 14/01/14

	23/11/2018	16/11/2018	Up	Down	5 Year High	Date	5 Year Low	Date
Light Crude	53.24	57.25		4.01	113.38	01/06/2014	27.12	12/02/2016
Gold	1,224.40	1,216.70	7.7		1,364.90	06/09/2016	1,054.18	01/12/2015
Corn	372.25	378.25		6	508.15	21/04/2014	331	19/08/2016
Demo \$/t (tanker)	450	455		5	520	04/06/2014	245	26/02/2016
Demo \$/t (bulker)	435	440		5	520	21/05/2014	230	26/02/2016
FTSE 100	6,976.70	7,076.00		99.3	7,774	18/05/2018	5,537	11/02/2016
Dow Jones	24,464.70	25,289.30		824.6	26,657	21/09/2018	15,699	27/01/2014
Nikkei 225	21,646.55	21,680.34		33.79	23,870	19/01/2018	13,960	06/04/2014
SSEC, China	2,579.48	2,679.11		99.63	5,166	12/06/2015	2,004	09/03/2014

SEASURE SHIPBROKING
 +44 (0) 203 327 9750
 seasure@seasure.co.uk
 www.seasure.co.uk

VESSELSVALUE LTD
 +44 (0) 20 3026 5555

Richard Rivlin
 Direct +44 (0) 203 327 9751

Tom Evans
 Direct +44 (0) 203 327 9753

Matthew Freeman
 Direct +44 (0) 203 327 9752

Giacomo Cambiaso
 Direct +44 (0) 203 327 9756

Hongbeom Park
 Direct +82 (0)10 4126 6442

This report is written in good faith but VesselsValue Ltd and Seasure Shipbroking Ltd and its directors and employees do not accept responsibility for any errors or omissions arising from this report and cannot be held responsible for any action, or losses incurred, as a result of this report. If the addressee intends to act on this report they should satisfy themselves as to the correctness of the information given. All information contained in this report relates solely to our opinions and interpretations but no assurance can be given as to their accuracy and reliability.