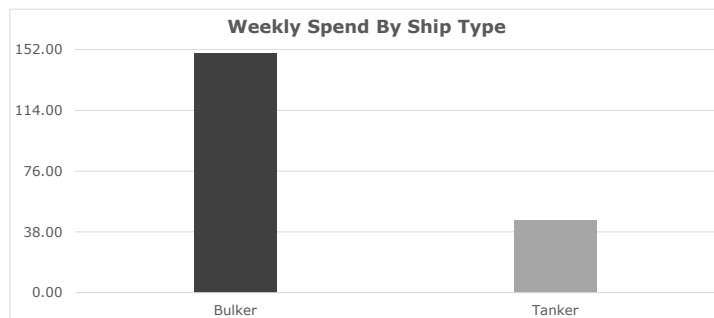
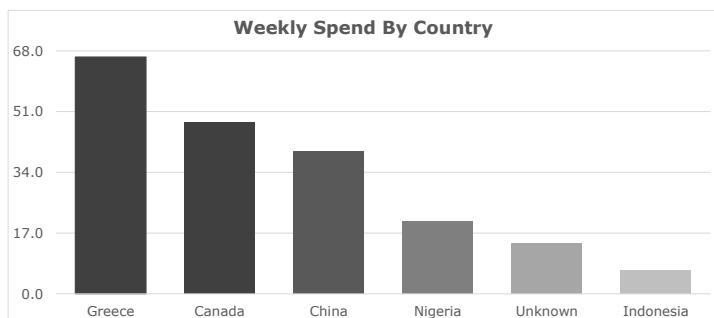


BLUE REPORT

Friday 15 March 2019

S&P SUMMARY



SALES

DRY

Name	Type	DWT	Yard	Built	USD mill	Comments	VV	Buyer	Seller
SBI Electra	Kamsarmax	82,000	Jiangsu New YZJ	2015	24		21.2	CSL Group	Scorpio Bulkers
SBI Flamenco	Kamsarmax	81,800	Jiangsu New YZJ	2015	24		21.2	CSL Group	Scorpio Bulkers
Rosali	Panamax	76,700	Sasebo	2005	9.85	On Subs	9.7	Greek	Empire Bulkers
Atlas B	Panamax	76,600	Imabari	2008	12.2		13.2	Omicron Ship Management	Transocean Maritime Agencies
Corviglia	Panamax	73,000	CSBC Kaohsiung	1999	5.2	SS Due	5.3	Undisclosed	Suisse Atlantique
Ocean Neeraj	Ultramax	64,000	COSCO Zhoushan	2019	22		24.0	Minsheng Financial Leasing	Noble Group
Adventure 1	Ultramax	62,100	Oshima	2017	25.5		26.3	Greek	Oslo Bulk
Ghent	Supramax	58,100	Tsuneishi Zhoushan	2011	14.5		14.0	Pacific Basin Shipping	Tachibanaya Co
Nikiforos	Handymax	45,700	Tadotsu Tsuneishi	1996	3.3	DD Due	3.9	Chinese	Boston Carriers
Tokomaru Bay	Handysize	28,300	Imabari	2011	9	DD Due	10.3	Undisclosed	Northstar Shipmanagement

WET

Name	Type	DWT	Yard	Built	USD mill	Comments	VV	Buyer	Seller
Olympic Legacy	VLCC	302,800	Sumitomo	1996	20.35		17.4	Nigerian	Olympic Shipping and Management SA
Astro Sculptor	Aframax	105,100	Daewoo	2003	13.23		11.3	Greek	Pantheon Tankers Management
Emmanuel Tomasos	MR1	37,100	Hyundai Mipo	2002	6.5		7.0	Waruna	Super Eco Tankers
Omair	Chemical	13,000	Higaki Zosen	2004	5.5	SS/DD Due	7.9	Greek	Al Naser Marine Services

BLUE REPORT

NEWBUILDINGS

CONTAINER

Units	Type	TEU	Yard	Delivery	USD mill	Comments	VV	Buyer
5	Sub Panamax	2,200	Jiangnan Shipyard	2020-21	28	BB to Maersk	26.1	ICBC Financial Leasing

PERIOD

DRY

Name	Type	DWT	Yard	Built	Rate \$/day	Comments	Charterer	Period
Salt Lake City	Capesize	171,800	Daewoo	2005	9,750		Cargill International SA	21 Months
Ocean Tianchen	Ultramax	63,600	CIC Jiangsu	2018	11,800		Pan Ocean	21 Months
Jian Guo Hai	Handysize	38,800	Chengxi Shipyard	2016	10,300		Norvic Shipping	6 Months
Nordloire	Handysize	37,200	Zhejiang Ouhua	2013	10,750		Undisclosed	6 Months

WET

Name	Type	DWT	Yard	Built	Rate \$/day	Comments	Charterer	Period
New Melody	VLCC	307,400	Dalian Shipbuilding	2019	30,000		Koch Logistics	1 Year
Velebit	MR2	52,600	3 Maj Brodogradiliste	2011	14,500	Inc Options	Undisclosed	1 Year
Luctor	MR2	50,400	Onomichi Dockyard	2011	14,200		BP	1 Year
Galissas	MR2	50,100	SPP	2008	13,150	Inc Options	ST Shipping	1 Year
Arendal	MR2	50,100	SPP	2010	13,750		Norden	1 Year
High Glow	MR2	46,800	Naikai Setoda	2006	13,000	Inc Options	Glencore International	1 Year
High Current	MR2	46,600	Naikai Setoda	2009	13,000	Inc Options	Koch Logistics	1 Year
San Carlos	MR1	37,300	Hyundai Mipo	2007	13,500		Repsol	1 Year

CONTAINER

Name	Type	TEU	Yard	Built	Rate \$/day	Comments	Charterer	Period
MSC Sana	Post Panamax	8,450	IHI	2004	18,000		MSC	6 Months
Uni Florida	Panamax	3,450	Hyundai Mipo	2007	8,250		Maersk Line Ltd	6 Months
Calliope	Sub Panamax	2,524	Warnowwerft	2002	9,000		Hapag Lloyd	6 Months

INDICES

CHARTERING

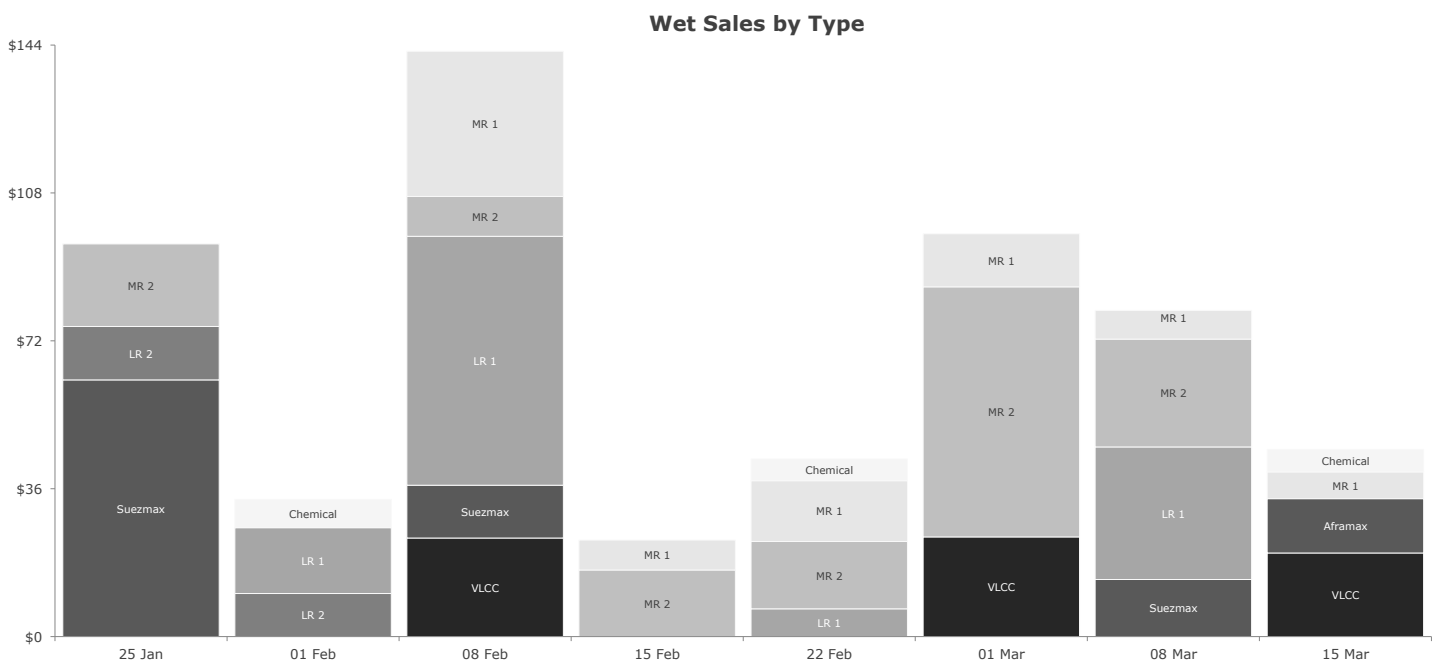
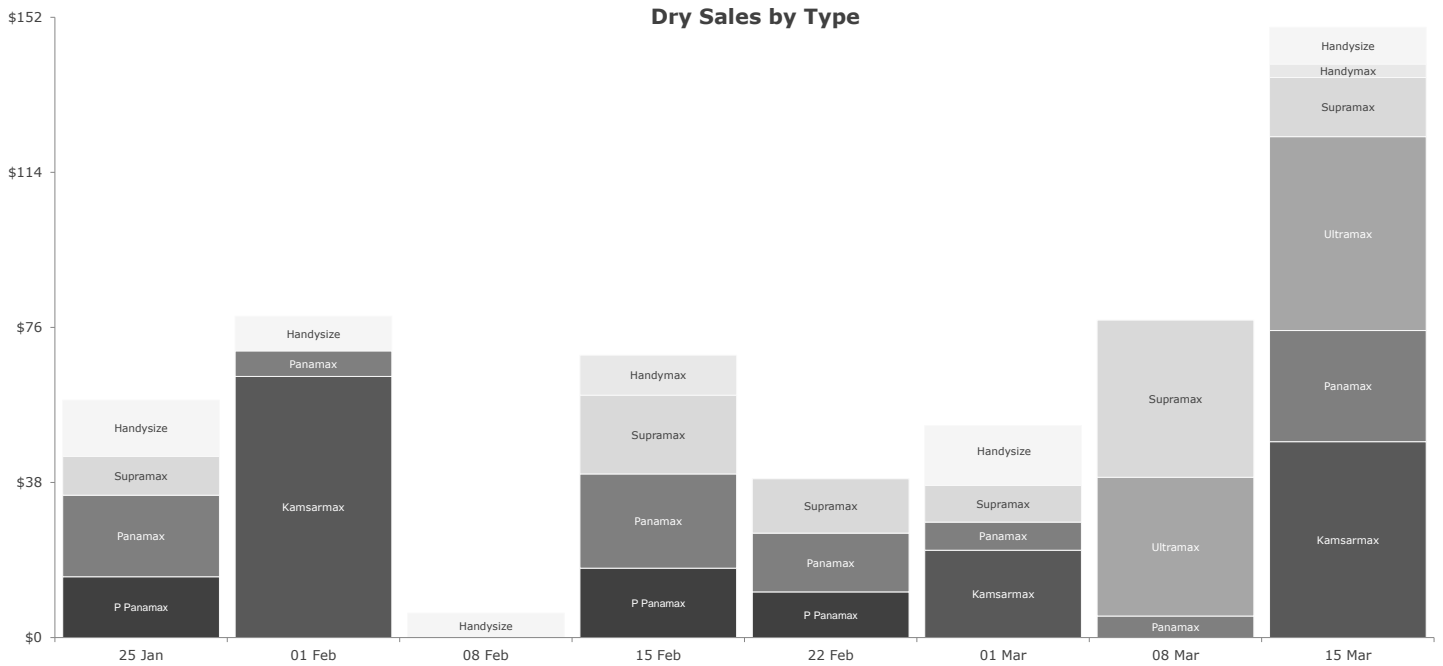
Baltic Dry	14/03/2019	07/03/2019	Up	Down	5 Year High	Date	5 Year Low	Date
Index	677	657	20		1,756	02/08/18	290	11/02/16
Capesize \$	5,321	4,263	1,058		27,999	07/12/17	485	17/03/16
Panamax \$	6,771	7,454		683	14,327	18/10/18	2,314	04/02/16
Supramax \$	8,714	8,767		53	13,138	11/10/18	2,554	11/02/16
Handysize \$	6,389	6,114	275		10,085	26/10/17	2,704	11/02/16

Baltic Wet	14/03/2019	07/03/2019	Up	Down	5 Year High	Date	5 Year Low	Date
Dirty Index	737	747		10	1,258	20/12/18	497	11/08/16
Clean Index	603	577	26		917	13/12/18	350	06/10/16

VesselsValue Indices	14/03/2019	07/03/2019	Up	Down
Bulker \$/dwt	203.17	204.97		1.8
Container \$/teu	4808.00	4787.00	21.0	
Tanker \$/dwt	283.54	283.83		0.3
LPG \$/cbm	579.35	580.70		1.4

BLUE REPORT

S&P TRENDS



BLUE REPORT

CURRENCIES & COMMODITIES

USD	GBP	EUR	JPY	KOR	RMB
15/03/2019	1.32	1.13	111.69	1136.39	6.72
5 YR HIGH	1.72 - 02/07/14	1.39 - 18/03/14	125.63 - 08/06/15	1243.52 - 26/02/16	6.97 - 05/12/16
5 YR LOW	1.18 - 07/10/16	1.03 - 20/12/16	99.94 - 21/08/16	1009.08 - 06/07/14	6.1 - 17/11/14

	15/03/2019	08/03/2019	Up	Down	5 Year High	Date	5 Year Low	Date
Light Crude	58.91	56.08	2.83		113.38	01/06/2014	27.12	12/02/2016
Gold	1,303.10	1,293.50	9.6		1,364.90	06/09/2016	1,054.18	01/12/2015
Corn	370.75	366.5	4.25		508.15	21/04/2014	331	19/08/2016
Demo \$/t (tanker)	460	460			520	04/06/2014	245	26/02/2016
Demo \$/t (bulker)	450	450			520	21/05/2014	230	26/02/2016
FTSE 100	7,220.00	7,112.42	107.58		7,774	18/05/2018	5,537	11/02/2016
Dow Jones	25,709.94	25,473.23	236.71		26,657	21/09/2018	15,974	12/02/2016
Nikkei 225	21,450.85	21,025.56	425.29		23,870	19/01/2018	13,960	06/04/2014
SSEC, China	3,021.75	2,969.86	51.89		5,166	12/06/2015	2,011	05/04/2014

SEASURE SHIPBROKING
 +44 (0) 203 327 9750
 seasure@seasure.co.uk
 www.seasure.co.uk

VESSELSVALUE LTD
 +44 (0) 20 3026 5555

Richard Rivlin
 Direct +44 (0) 203 327 9751

Tom Evans
 Direct +44 (0) 203 327 9753

Matthew Freeman
 Direct +44 (0) 203 327 9752

Giacomo Cambiaso
 Direct +44 (0) 203 327 9756

Hongbeom Park
 Direct +82 (0)10 4126 6442

This report is written in good faith but VesselsValue Ltd and Seasure Shipbroking Ltd and its directors and employees do not accept responsibility for any errors or omissions arising from this report and cannot be held responsible for any action, or losses incurred, as a result of this report. If the addressee intends to act on this report they should satisfy themselves as to the correctness of the information given. All information contained in this report relates solely to our opinions and interpretations but no assurance can be given as to their accuracy and reliability.