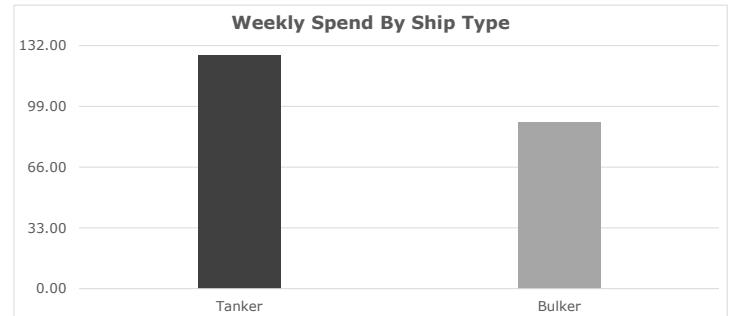
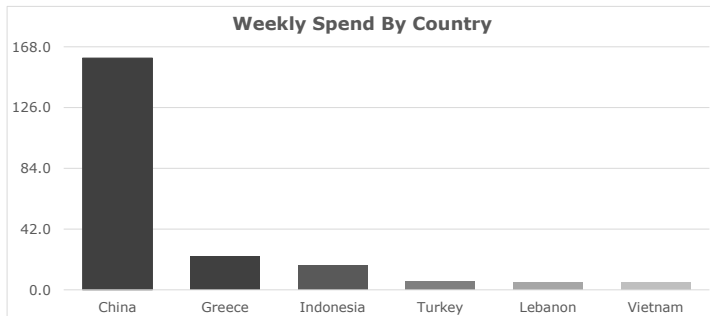


# BLUE REPORT

**Friday 26 April 2019**

## S&P SUMMARY



## SALES

### DRY

| Name          | Type      | DWT    | Yard              | Built | USD mill | Comments  | VV   | Buyer                      | Seller              |
|---------------|-----------|--------|-------------------|-------|----------|-----------|------|----------------------------|---------------------|
| Golden Bridge | Ultramax  | 63,800 | Nantong Xiangyu   | 2019  | 22.5     | BBB       | 21.8 | Minsheng Financial Leasing | HTM Shipping        |
| Golden River  | Ultramax  | 63,800 | Nantong Xiangyu   | 2019  | 22.5     | BBB       | 21.8 | Minsheng Financial Leasing | HTM Shipping        |
| Bulk Paraiso  | Supramax  | 53,500 | Iwagi Zosen       | 2007  | 10.5     |           | 10.9 | Indonesian                 | Daiichi Kisen       |
| V Green Heron | Supramax  | 51,600 | STX Offshore      | 2002  | 6.2      |           | 6.6  | Turkish                    | Valhalla            |
| Aigeorgis     | Supramax  | 50,400 | Shanghai Shipyard | 2001  | 5.75     |           | 4.8  | JSTL                       | Chartworld Shipping |
| Aifanourios   | Supramax  | 50,200 | Shanghai Shipyard | 2002  | 6.25     |           | 5.2  | JSTL                       | Chartworld Shipping |
| Mare Forum    | Handymax  | 46,700 | Kanasashi         | 2000  | 6.25     |           | 5.4  | Indonesian                 | Grecomar Shipping   |
| Ratu Tembaga  | Handysize | 28,600 | Imabari           | 2004  | 5        | SS/DD Due | 6.3  | Tan Binh Co                | JX Ocean            |
| Dauntless     | Handysize | 28,500 | Imabari           | 2002  | 5.3      |           | 5.1  | Blue Fleet Group           | Blue Wall Shipping  |

### WET

| Name           | Type    | DWT     | Yard     | Built | USD mill | Comments | VV   | Buyer        | Seller                      |
|----------------|---------|---------|----------|-------|----------|----------|------|--------------|-----------------------------|
| DS Symphony    | Suezmax | 150,500 | Sasebo   | 2001  | 11.75    |          | 11.7 | NGM Energy   | DS Tankers                  |
| DS Melody      | Suezmax | 150,500 | Sasebo   | 2001  | 11.75    |          | 11.5 | NGM Energy   | DS Tankers                  |
| Nave Estella   | LR1     | 75,000  | Sungdong | 2012  | 20.4     | BBB      | 23.4 | Avic Leasing | Navios Maritime Acquisition |
| Nave Andromeda | LR1     | 75,000  | Sungdong | 2011  | 20.1     | BBB      | 23.1 | Avic Leasing | Navios Maritime Acquisition |
| Nave Capella   | MR2     | 50,000  | Dae Sun  | 2013  | 20.9     | BBB      | 24.1 | Avic Leasing | Navios Maritime Acquisition |
| Nave Alderamin | MR2     | 50,000  | Dae Sun  | 2013  | 20.9     | BBB      | 24.4 | Avic Leasing | Navios Maritime Acquisition |
| Nave Titan     | MR2     | 50,000  | Dae Sun  | 2013  | 20.9     | BBB      | 23.9 | Avic Leasing | Navios Maritime Acquisition |

# BLUE REPORT

## NEWBUILDINGS

### DRY

| Name | Type         | DWT     | Yard      | Built | USD mill | Comments | VV   | Buyer               |
|------|--------------|---------|-----------|-------|----------|----------|------|---------------------|
| 8+2  | Newcastlemax | 208,000 | COSCO SHI | 2021  | 54       |          | 55.0 | COSCO Shipping Bulk |

### WET

| Name | Type | DWT    | Yard         | Built | USD mill | Comments | VV   | Buyer           |
|------|------|--------|--------------|-------|----------|----------|------|-----------------|
| 2+1  | MR   | 50,000 | Hyundai Mipo | 2020  | 37.5     |          | 37.3 | Sun Enterprises |

## PERIOD

### DRY

| Name           | Type      | DWT     | Yard      | Built | Rate \$/day | Comments | Charterer               | Period   |
|----------------|-----------|---------|-----------|-------|-------------|----------|-------------------------|----------|
| Lake D         | Capesize  | 181,500 | Koyo Dock | 2011  | 15,000      |          | SwissMarine Services SA | 1 Year   |
| Scarlet Falcon | Kamsarmax | 82,300  | Oshima    | 2014  | 11,750      |          | Undisclosed             | 6 Months |
| Santa Emilia   | Panamax   | 76,800  | Oshima    | 2014  | 11,000      |          | Oldendorff Carriers     | 6 Months |

### WET

| Name             | Type    | DWT     | Yard             | Built | Rate \$/day | Comments    | Charterer           | Period    |
|------------------|---------|---------|------------------|-------|-------------|-------------|---------------------|-----------|
| KHK Vision       | VLCC    | 305,700 | Daewoo           | 2007  | 29,500      |             | Trafigura Beheer BV | 18 Months |
| FPMC P Hero      | LR2     | 114,400 | Sasebo           | 2011  | 19,200      |             | ST Shipping         | 1 Year    |
| FPMC P Ideal     | LR2     | 114,400 | Sasebo           | 2012  | 19,200      |             | ST Shipping         | 1 Year    |
| NS Creation      | Aframax | 109,800 | Hyundai HI       | 2007  | 19,500      |             | ST Shipping         | 1 Year    |
| Alkaios          | MR2     | 50,100  | Samsung          | 2016  | 16,000      |             | Clearlake           | 1 Year    |
| High Sun         | MR2     | 50,000  | Hyundai Vinashin | 2014  | 15,200      |             | Trafigura Beheer BV | 6 Months  |
| Khasab Silver    | MR2     | 49,700  | Hyundai Mipo     | 2016  | 15,750      | Inc Options | Koch Logistics      | 6 Months  |
| Silver Ellie     | MR2     | 49,600  | Hyundai Mipo     | 2015  | 15,750      | Inc Options | Koch Logistics      | 6 Months  |
| Abalone          | MR2     | 46,400  | Daedong          | 1999  | 13,400      | Inc Options | IOC                 | 1 Year    |
| High Voyager     | MR2     | 46,000  | Hyundai Mipo     | 2014  | 15,200      |             | Trafigura Beheer BV | 6 Months  |
| Elka Delos       | MR2     | 44,600  | Brodosplit       | 2005  | 13,250      |             | ST Shipping         | 1 Year    |
| Banglar Agradoot | MR1     | 38,900  | Jiangsu New YZJ  | 2019  | 13,750      | Inc Options | Clearlake           | 6 Months  |

### CONTAINER

| Name         | Type        | TEU    | Yard         | Built | Rate \$/day | Comments | Charterer | Period |
|--------------|-------------|--------|--------------|-------|-------------|----------|-----------|--------|
| Cape Tainaro | New Panamax | 11,010 | Hanjin Subic | 2017  | 39,500      |          | ZIM       | 1 Year |

## INDICES

### CHARTERING

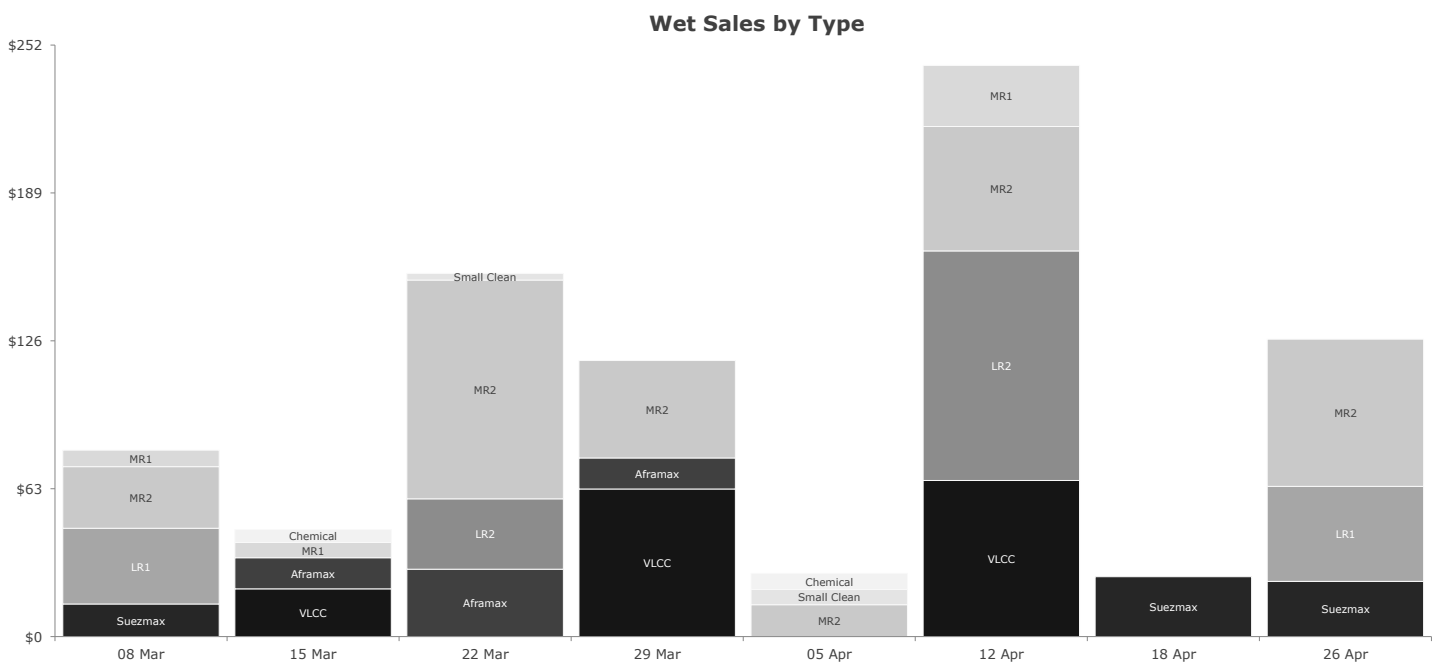
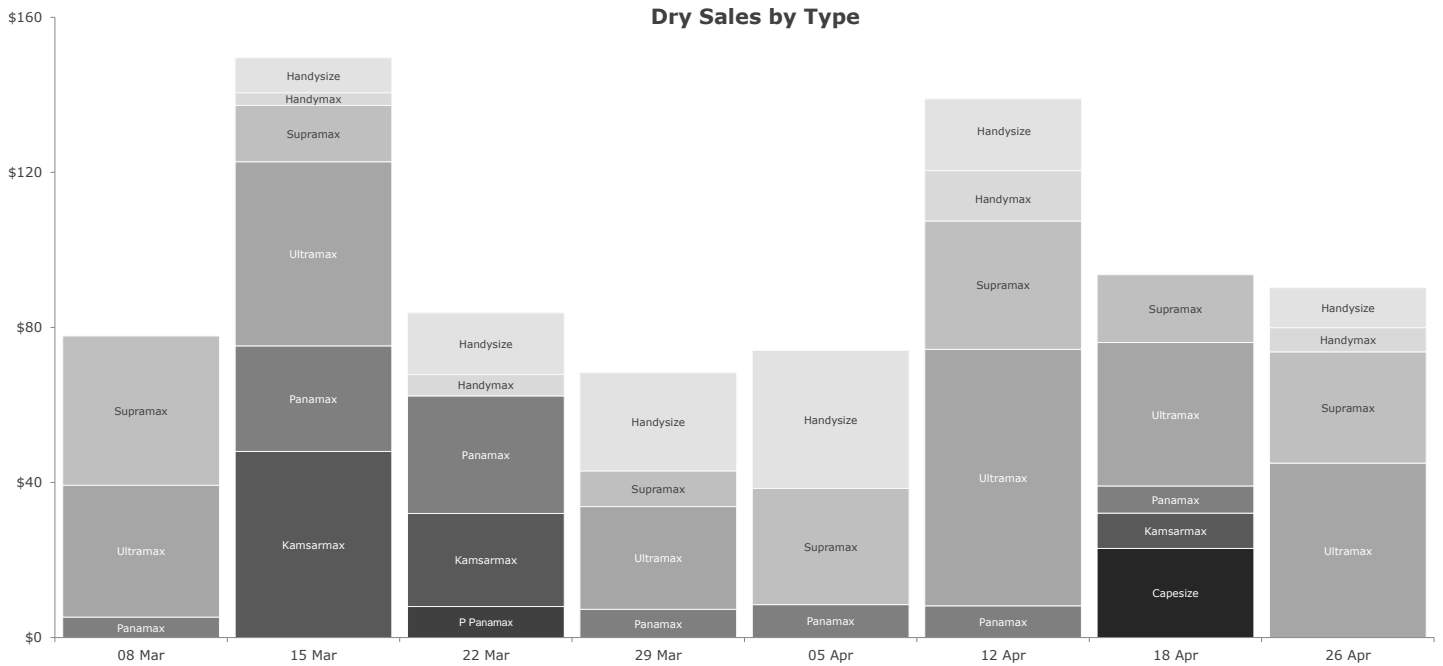
| Baltic Dry   | 25/04/2019 | 17/04/2019 | Up    | Down | 5 Year High | Date     | 5 Year Low | Date     |
|--------------|------------|------------|-------|------|-------------|----------|------------|----------|
| Index        | 869        | 767        | 102   |      | 1,756       | 02/08/18 | 290        | 11/02/16 |
| Capesize \$  | 8,092      | 6,209      | 1,883 |      | 27,999      | 07/12/17 | 485        | 17/03/16 |
| Panamax \$   | 9,450      | 9,172      | 278   |      | 14,327      | 18/10/18 | 2,314      | 04/02/16 |
| Supramax \$  | 8,712      | 8,122      | 590   |      | 13,138      | 11/10/18 | 2,554      | 11/02/16 |
| Handysize \$ | 5,857      | 5,914      |       | 57   | 10,085      | 26/10/17 | 2,704      | 11/02/16 |

| Baltic Wet  | 25/04/2019 | 17/04/2019 | Up | Down | 5 Year High | Date     | 5 Year Low | Date     |
|-------------|------------|------------|----|------|-------------|----------|------------|----------|
| Dirty Index | 635        | 652        |    | 17   | 1,258       | 20/12/18 | 497        | 11/08/16 |
| Clean Index | 586        | 584        | 2  |      | 917         | 13/12/18 | 350        | 06/10/16 |

| VesselsValue Indices | 25/04/2019 | 17/04/2019 | Up  | Down |
|----------------------|------------|------------|-----|------|
| Bulker \$/dwt        | 197.79     | 198.25     |     | 0.5  |
| Container \$/teu     | 5039.00    | 5040.00    |     | 1.0  |
| Tanker \$/dwt        | 283.57     | 283.99     |     | 0.4  |
| LPG \$/cbm           | 585.00     | 584.19     | 0.8 |      |

# BLUE REPORT

## S&P TRENDS



# BLUE REPORT

## CURRENCIES & COMMODITIES

| USD        | GBP             | EUR             | JPY               | KOR                | RMB             |
|------------|-----------------|-----------------|-------------------|--------------------|-----------------|
| 26/04/2019 | 1.29            | 1.11            | 111.67            | 1161.18            | 6.74            |
| 5 YR HIGH  | 1.72 - 02/07/14 | 1.39 - 07/05/14 | 125.63 - 08/06/15 | 1243.52 - 26/02/16 | 6.97 - 05/12/16 |
| 5 YR LOW   | 1.18 - 07/10/16 | 1.03 - 20/12/16 | 99.94 - 21/08/16  | 1009.08 - 06/07/14 | 6.1 - 17/11/14  |

|                    | 26/04/2019 | 18/04/2019 | Up     | Down  | 5 Year High | Date       | 5 Year Low | Date       |
|--------------------|------------|------------|--------|-------|-------------|------------|------------|------------|
| Light Crude        | 64.87      | 63.64      | 1.23   |       | 113.38      | 01/06/2014 | 27.12      | 12/02/2016 |
| Gold               | 1,284.20   | 1,274.60   | 9.6    |       | 1,364.90    | 06/09/2016 | 1,054.18   | 01/12/2015 |
| Corn               | 357.5      | 366.75     |        | 9.25  | 517         | 08/05/2014 | 331        | 19/08/2016 |
| Demo \$/t (tanker) | 465        | 470        |        | 5     | 520         | 04/06/2014 | 245        | 26/02/2016 |
| Demo \$/t (bulker) | 460        | 460        |        |       | 520         | 21/05/2014 | 230        | 26/02/2016 |
| FTSE 100           | 7,400.15   | 7,465.75   |        | 65.6  | 7,774       | 18/05/2018 | 5,537      | 11/02/2016 |
| Dow Jones          | 26,462.08  | 26,449.54  | 12.54  |       | 26,657      | 21/09/2018 | 15,974     | 12/02/2016 |
| Nikkei 225         | 22,258.73  | 22,090.12  | 168.61 |       | 23,870      | 19/01/2018 | 14,096     | 11/05/2014 |
| SSEC, China        | 3,086.40   | 3,250.20   |        | 163.8 | 5,166       | 12/06/2015 | 2,026      | 15/06/2014 |

SEASURE SHIPBROKING  
 +44 (0) 203 327 9750  
 seasure@seasure.co.uk  
 www.seasure.co.uk

VESSELSVALUE LTD  
 +44 (0) 20 3026 5555

Richard Rivlin  
 Direct +44 (0) 203 327 9751

Tom Evans  
 Direct +44 (0) 203 327 9753

Matthew Freeman  
 Direct +44 (0) 203 327 9752

Giacomo Cambiaso  
 Direct +44 (0) 203 327 9756

Hongbeom Park  
 Direct +82 (0)10 4126 6442

This report is written in good faith but VesselsValue Ltd and Seasure Shipbroking Ltd and its directors and employees do not accept responsibility for any errors or omissions arising from this report and cannot be held responsible for any action, or losses incurred, as a result of this report. If the addressee intends to act on this report they should satisfy themselves as to the correctness of the information given. All information contained in this report relates solely to our opinions and interpretations but no assurance can be given as to their accuracy and reliability.