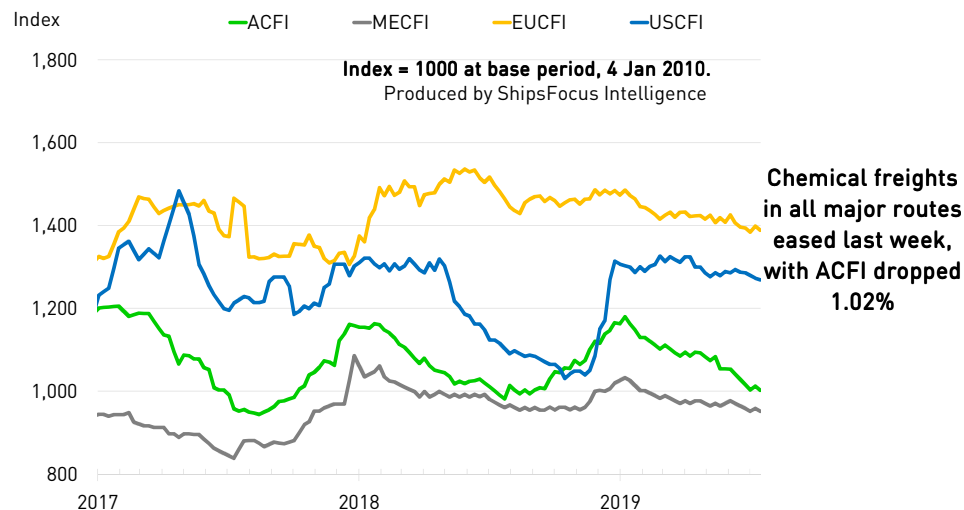


ShipsFocus Weekly Chemical Shipping Report

Week 29, 2019

Global Chemical Freight Indices



Asian Chemical Freight Rates

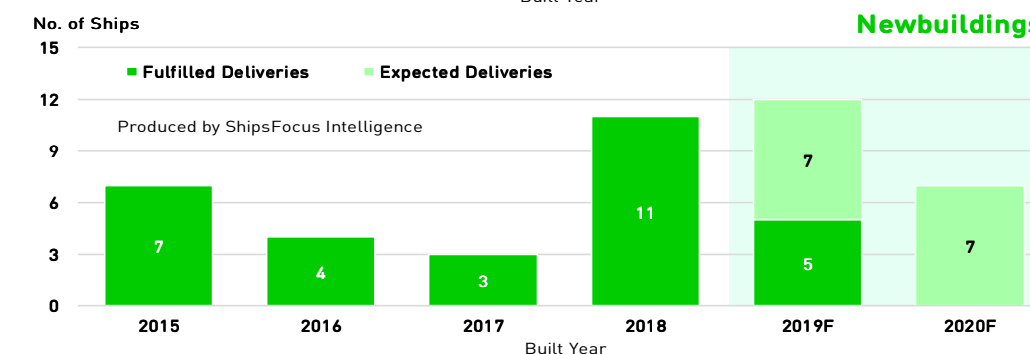
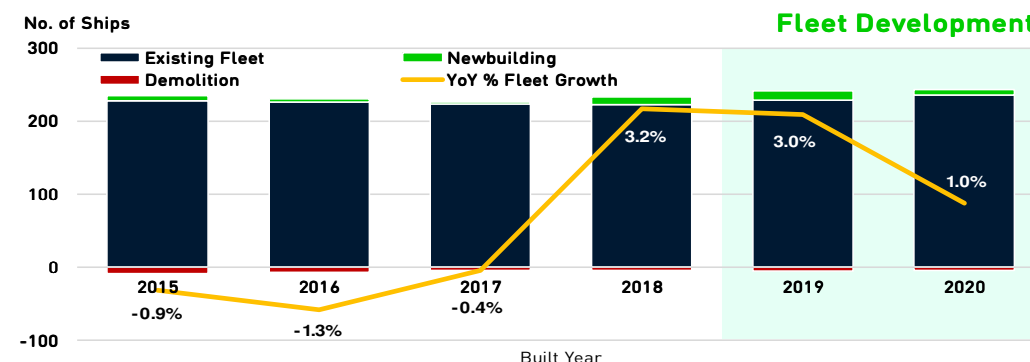
Cargo	Trade	This issue	Last issue	Change	12-Week Trend
Bulk Chemicals	5kt ME Gulf/NE Asia	43.75	44.25	-1.1%	
	5kt SE Asia/NE Asia	32.75	33.00	-0.8%	
	3kt Intra-NE Asia	21.00	21.25	-1.2%	
Palm Oil	12kt E.Msia/China	28.00	28.75	-2.6%	
	12kt Straits/WC India	31.00	30.75	0.8%	
	40kt Straits/EU	44.00	45.00	-2.2%	

Copyright © 2019 ShipsFocus Intelligence

Ship Type: 17,000DWT Coated Chemical Tanker

	This issue	Last issue	Change	12-Month Trend
ShipsFocus Bunker Price Index	2,573	2,621	-1.9%	
1-Year Time-Charter Rate (USD/day)	9,000	9,025	-0.3%	
5-Year S&P Price Indicator (USD mil)	14.1	15.8	-11.0%	

* The ShipsFocus Chemical Tanker Price Indicator is a theoretical measure of S&P price per unit tonnage, adjusted to NB resale price.



ShipsFocus Intelligence Pte. Ltd.
a member of the ShipsFocus Group

<http://www.shipsfocus.com/enquiry@shipsfocus.com>