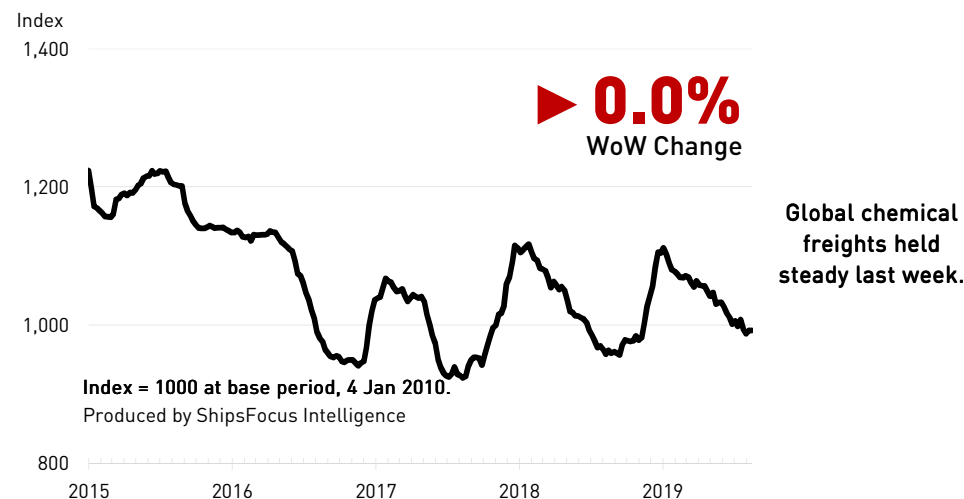


ShipsFocus Weekly Chemical Shipping Report

Week 34, 2019

Global Chemical Freight Index (GCFI)



Asian Chemical Freight Rates

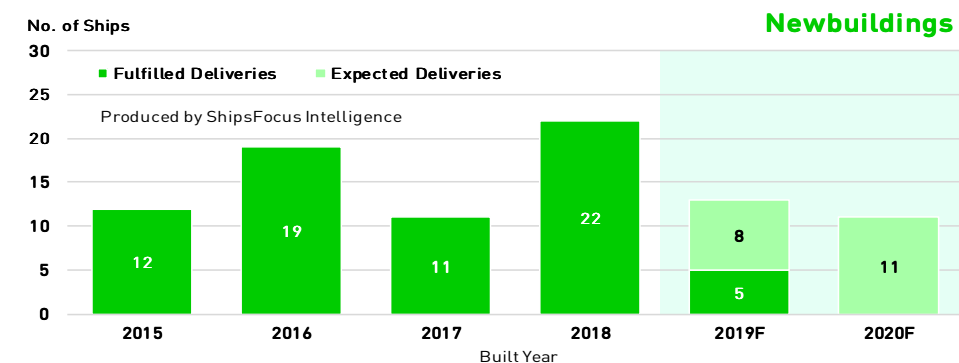
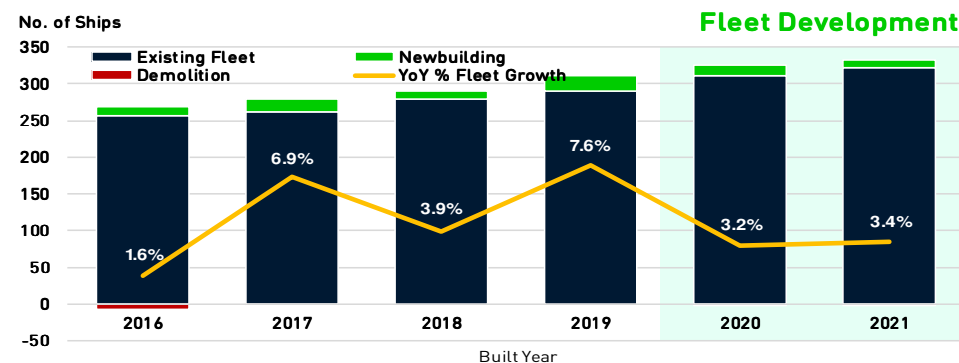
| Cargo | Trade | This issue | Last issue | Change | 12-Week Trend |
|----------------|-----------------------|------------|------------|--------|---------------|
| Bulk Chemicals | 5kt ME Gulf/NE Asia | 43.50 | 43.50 | 0.0% | |
| | 5kt SE Asia/NE Asia | 32.50 | 32.50 | 0.0% | |
| | 3kt Intra-NE Asia | 21.00 | 21.00 | 0.0% | |
| Palm Oil | 12kt E.Msia/China | 27.25 | 27.25 | 0.0% | |
| | 12kt Straits/WC India | 30.00 | 30.00 | 0.0% | |
| | 40kt Straits/EU | 44.00 | 44.00 | 0.0% | |

Copyright © 2019 ShipsFocus Intelligence

Ship Type: 19,900DWT STST Chemical Tanker

| | This issue | Last issue | Change | 12-Month Trend |
|--------------------------------------|------------|------------|--------|----------------|
| ShipsFocus Bunker Price Index | 2,060 | 1,986 | 3.7% | |
| 1-Year Time-Charter Rate (USD/day) | 12,625 | 12,600 | 0.2% | |
| 5-Year S&P Price Indicator (USD mil) | 18.1 | 23.7 | -23.6% | |

* The ShipsFocus Chemical Tanker Price Indicator is a theoretical measure of S&P price per unit tonnage, adjusted to NB resale price.



ShipsFocus Intelligence Pte. Ltd.
a member of the ShipsFocus Group

<http://www.shipsfocus.com/enquiry@shipsfocus.com>