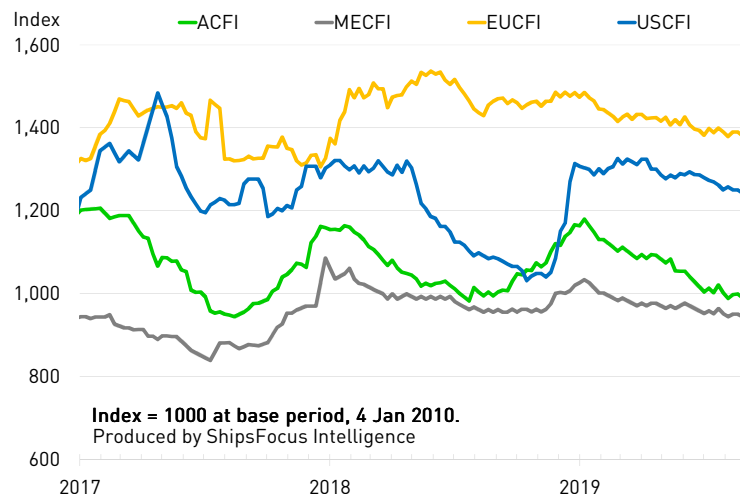


# ShipsFocus Weekly Chemical Shipping Report

Week 35, 2019

## ShipsFocus Global Chemical Freight Indices



Downward trend of Asian chemical freight rates continued in August with a less drastic MoM drop compared to July.

## Asian Chemical Freight Rates

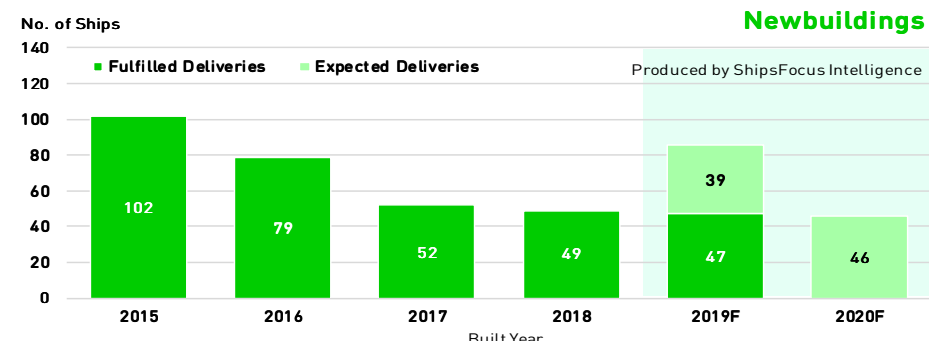
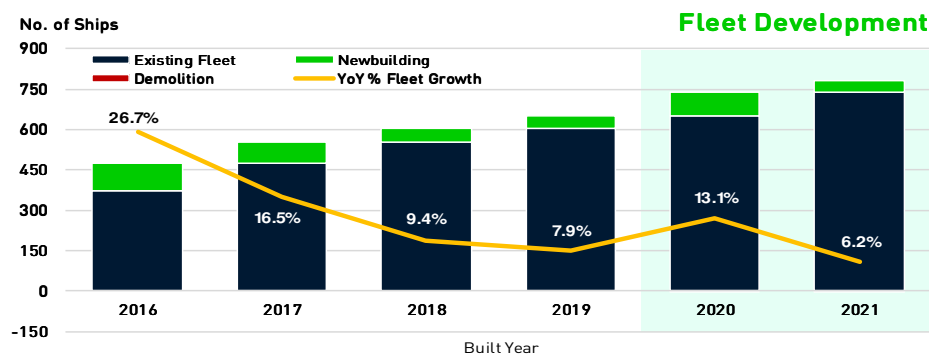
Cargo	Trade	This issue	Last issue	Change	12-Week Trend
Bulk Chemicals	5kt ME Gulf/NE Asia	43.25	43.50	-0.6%	
	5kt SE Asia/NE Asia	32.25	32.50	-0.8%	
	3kt Intra-NE Asia	20.75	21.00	-1.2%	
Palm Oil	12kt E.Msia/China	27.25	27.25	0.0%	
	12kt Straits/WC India	31.00	30.00	3.3%	
	40kt Straits/EU	44.00	44.00	0.0%	

Copyright © 2019 ShipsFocus Intelligence

## Ship Type: 49-52kDWT Chemical & Product Tanker

	This issue	Last issue	Change	12-Month Trend
ShipsFocus Bunker Price Index	2,155	2,059	4.7%	
1-Year Time-Charter Rate (USD/day)	14,450	14,500	-0.3%	
5-Year S&P Price Indicator (USD mil)	29.5	25.1	17.6%	

\* The ShipsFocus Chemical Tanker Price Indicator is a theoretical measure of S&P price per unit tonnage, adjusted to NB resale price.



**ShipsFocus Intelligence Pte. Ltd.**  
a member of the ShipsFocus Group

<http://www.shipsfocus.com/enquiry@shipsfocus.com>