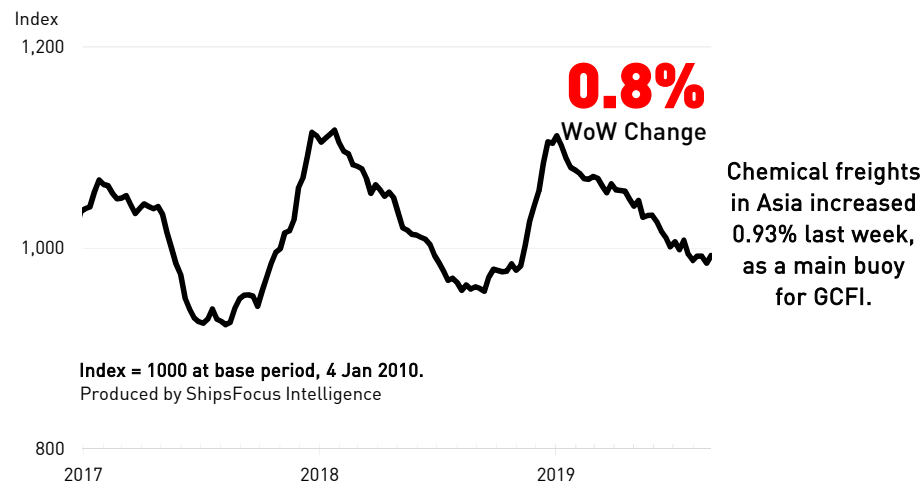


ShipsFocus Weekly Chemical Shipping Report

Week 36, 2019

Global Chemical Freight Index (GCFI)



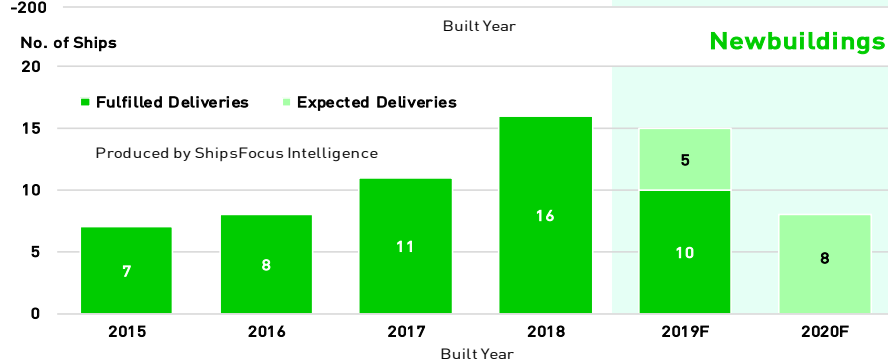
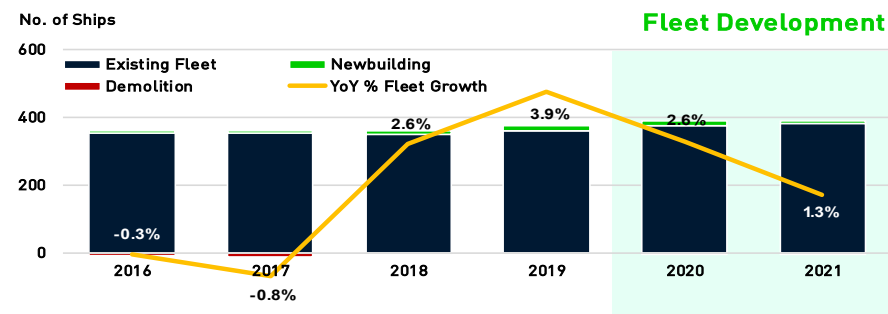
Asian Chemical Freight Rates

Cargo	Trade	This issue	Last issue	Change	12-Week Trend
Bulk Chemicals	5kt ME Gulf/NE Asia	43.50	43.25	0.6%	
	5kt SE Asia/NE Asia	32.50	32.25	0.8%	
	3kt Intra-NE Asia	21.00	20.75	1.2%	
Palm Oil	12kt E.Msia/China	27.50	27.25	0.9%	
	12kt Straits/WC India	31.25	31.00	0.8%	
	40kt Straits/EU	44.50	44.00	1.1%	

Ship Type: 13,000DWT Coated Chemical Tanker

	This issue	Last issue	Change	12-Month Trend
ShipsFocus Bunker Price Index	2,203	2,173	1.4%	
1-Year Time-Charter Rate (USD/day)	8,325	8,350	-0.3%	
5-Year S&P Price Indicator (USD mil)	11.6	10.6	10.2%	

* The ShipsFocus Chemical Tanker Price Indicator is a theoretical measure of S&P price per unit tonnage, adjusted to NB resale price.



Copyright © 2019 ShipsFocus Intelligence



ShipsFocus Intelligence Pte. Ltd.
a member of the ShipsFocus Group

<http://www.shipsfocus.com/enquiry@shipsfocus.com>