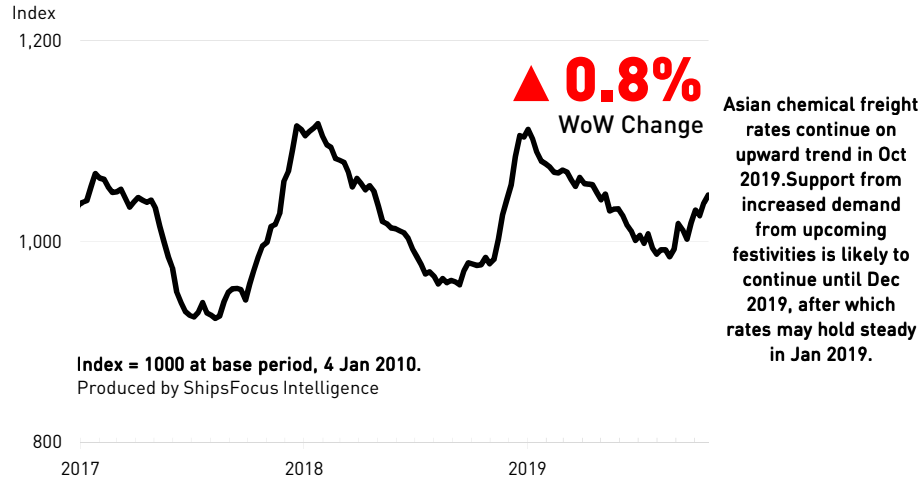


# ShipsFocus Weekly Chemical Shipping Report

Week 44, 2019

## Global Chemical Freight Index (GCFI)



## Asian Chemical Freight Rates

Cargo	Trade	This issue	Last issue	Change	12-Week Trend
Bulk Chemicals	5kt ME Gulf/NE Asia	45.00	44.75	0.6%	
	5kt SE Asia/NE Asia	33.50	33.25	0.8%	
	3kt Intra-NE Asia	23.00	22.75	1.1%	
Palm Oil	12kt E.Msia/China	29.50	28.50	3.5%	
	12kt Straits/WC India	32.50	32.00	1.6%	
	40kt Straits/EU	47.50	46.50	2.2%	

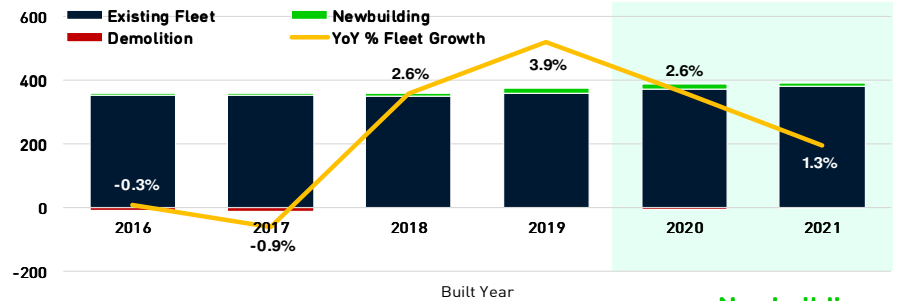
**USD/MT**

## Ship Type: 13,000DWT Coated Chemical Tanker

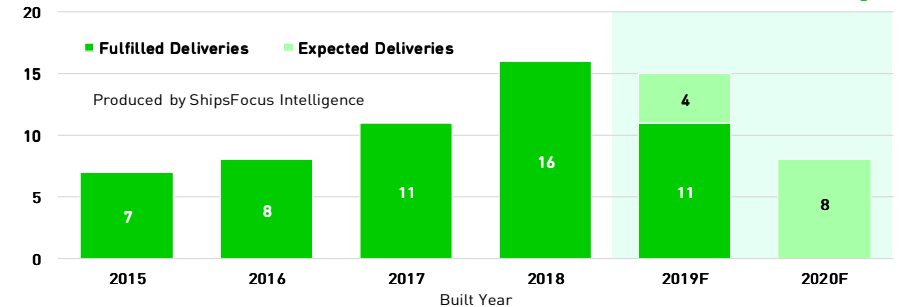
	This issue	Last issue	Change	12-Month Trend
ShipsFocus Bunker Price Index	2,007	2,054	-2.3%	
1-Year Time-Charter Rate (USD/day)	8,500	8,450	0.6%	
5-Year S&P Price Indicator (USD mil)	13.7	12.5	9.5%	

\* The ShipsFocus Chemical Tanker Price Indicator is a theoretical measure of S&P price per unit tonnage, adjusted to NB resale price.

### No. of Ships



### No. of Ships



Copyright © 2019 ShipsFocus Intelligence



**ShipsFocus Intelligence Pte. Ltd.**  
a member of the ShipsFocus Group

<http://www.shipsfocus.com/enquiry@shipsfocus.com>