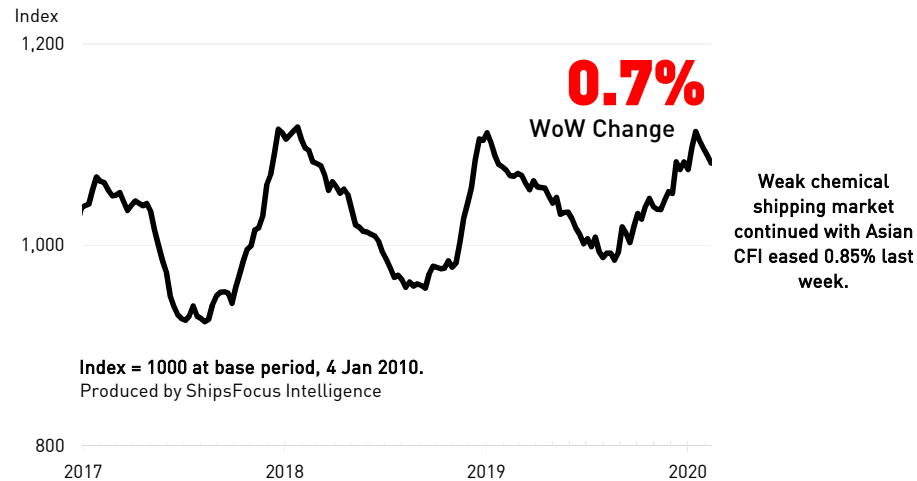


# ShipsFocus Weekly Chemical Shipping Report

Week 08, 2020

## Global Chemical Freight Index (GCFI)



## Asian Chemical Freight Rates

Cargo	Trade	This issue	Last issue	Change	12-Week Trend
Bulk Chemicals	5kt ME Gulf/NE Asia	44.75	45.00	-0.6%	
	5kt SE Asia/NE Asia	33.25	33.50	-0.7%	
	3kt Intra-NE Asia	24.00	24.25	-1.0%	
Palm Oil	12kt E.Msia/China	29.00	29.00	0.0%	
	12kt Straits/WC India	31.00	31.00	0.0%	
	40kt Straits/EU	47.50	47.50	0.0%	

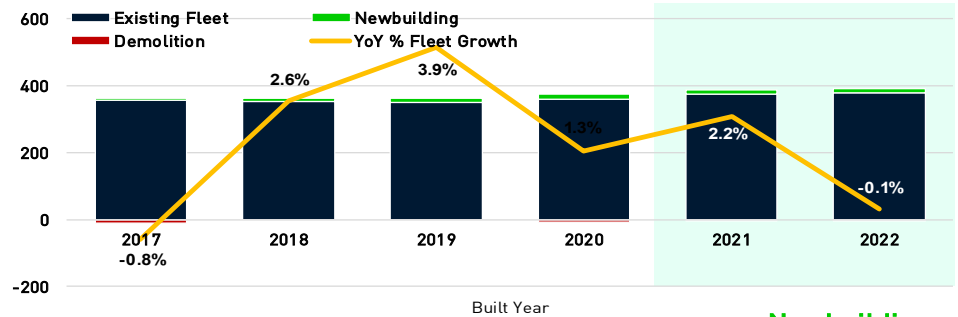
Copyright © 2020 ShipsFocus Intelligence

## Ship Type: 13,000DWT Coated Chemical Tanker

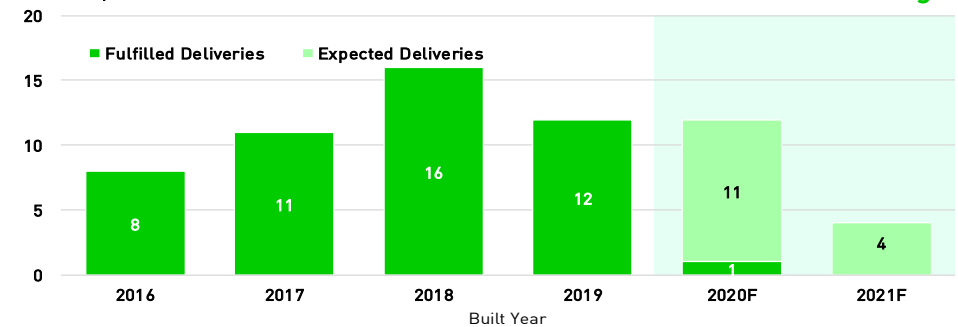
	This issue	Last issue	Change	12-Month Trend
ShipsFocus Bunker Price Index	1,963	1,945	0.9%	
1-Year Time-Charter Rate (USD/day)	8,550	8,575	-0.3%	
5-Year S&P Price Indicator (USD mil)	12.5	11.6	7.4%	

\* The ShipsFocus Chemical Tanker Price Indicator is a theoretical measure of S&P price per unit tonnage, adjusted to NB resale price.

### No. of Ships



### No. of Ships



ShipsFocus Intelligence Pte. Ltd.  
a member of the ShipsFocus Group

<http://www.shipsfocus.com/enquiry@shipsfocus.com>