

Monthly Report of Ship Auction Market

April 2020

Market Overview

The total ship auctions in April 2020 increased markedly. According to data from www.shipbid.net¹, in April 2020, the total ship auctions were 29, which increased 13 and 81.3% MOM and increased 2 and 7.4% YOY. Among them, the bulk carrier auctions were 12, which increased 9 and 300% MOM and increased 3 and 33.3% YOY. The chemical & tanker auctions were 3, which reminded the same MOM but increased 2 and 200% YOY.

Price of Ship Auction

The total starting price of ship auctions reported a sharp rise in April 2020, which was about ¥246.61m, increased ¥141.53m and 134.7% MOM and increased ¥175.40m and 246.3% YOY. The total transaction price was about ¥14.73m, which decreased ¥49.26m and 77% MOM and decreased ¥24.60m and 62.5% YOY.

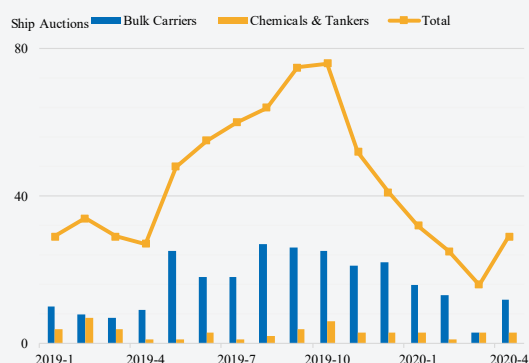
DWT² of Ship Auction

In April 2020, the total DWT of bulk carrier increased rapidly while that of the chemical & tanker auctions decreased slightly. The total DWT of bulk carrier and chemical & tanker auctions was 188,000 tons, which increased 98,000 tons MOM and 182,000 tons YOY. Among them, the total DWT of bulk carriers was 186,000 tons, which increased 113,000 tons MOM and 181,000 tons YOY. The total DWT of chemicals & tankers was 2,000 tons, which decreased 15,000 tons MOM but increased 930 tons YOY.

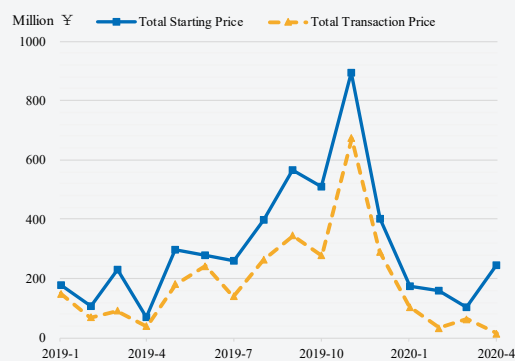
Market Analysis

In April 2020, with China's resumption of production, some ship trading platforms and institutions re-published the auction announcement of projects postponed in the previous year. The total of ship auctions has rebounded significantly from the previous two months, and the total starting price is approaching that of November 2019, but the transaction rate was about 50%, still sluggish. Due to the large-scale ship transactions last month, the transaction price of April declined MOM. In terms of other ships, there were 4 engineering ships and 2 fishing vessels traded, with the transaction price of ¥3.965m and ¥1.593m. The total of ship auctions was similar to that of last month, but the transaction price was lower.

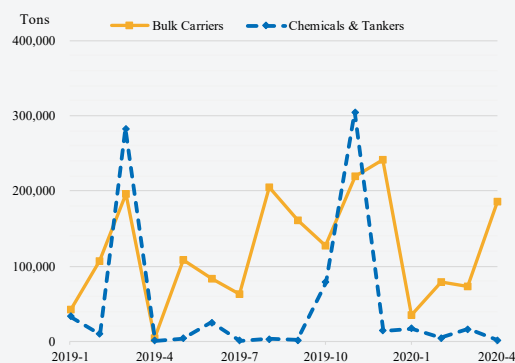
Total of the Ship Auction



Total of Starting and Transaction Price of Ship Auction



Total DWT of Bulk Carriers and Chemicals & Tankers



1. The data comes from various auction platforms, public bidding platforms of property rights exchanging market and ship exchange market etc. with a few live auctions may not be included in due to limited publicity.

2. The DWT of some ship auctions are not published, so the data of such ships are estimated by the total tonnage of ships or other scales.

Samples of Ship Auctions

Bulk Carriers

NO.	Ship Name	Sailing Area	DWT	Year Built	Shipyard	Starting Price	Transaction Price	Bids
1	ASIA BRIDGE 1	Unlimited	10342	1990	Japan	¥ 1.622M	¥ 1.894M	34
2	GANJIUJIANGHUO 3021	Inland river	3000	2004	JiangXi	¥ 1.05M	¥ 1.05M	1

Engineering Ship

NO.	Ship Name	Sailing Area	DWT	Year Built	Shipyard	Starting Price	Transaction Price	Bids
1	YUEDEQINGGONG 2236	Inland river	-	2009	GuangZhou	¥ 0.83M	¥ 1.70M	106

CONTACT US



HOTLINE: 86-0580-2600101