






















Route	Previous Index (2020-12-18)	Current Index (2020-12-25)	Weekly Growth(%)	
Composite Index	2144.18	2367.08	10.40%	
Europe	2782.42	3201.48	15.06%	
W. Mediterranean	2666.73	3055.40	14.57%	
E. Mediterranean	2051.20	2582.72	25.91%	
Black Sea	2046.93	2532.21	23.71%	
Red Sea	2043.59	2080.17	1.79%	
W. Africa	2092.93	2339.27	11.77%	
E. Africa	1851.24	1911.65	3.26%	
S. Africa	2911.33	3241.09	11.33%	
N. Africa	2039.29	2323.81	13.95%	
W. America	2440.69	2615.36	7.16%	
E. America	1779.01	1821.01	2.36%	
W. South America	2640.57	2814.63	6.59%	
E. South America	3823.61	4198.12	9.79%	
Middle East	1987.57	2154.45	8.40%	
India& Pakistan	3244.70	3306.13	1.89%	
Thailand& Vietnam	1526.51	1667.23	9.22%	
Singapore& Malaysia	2773.86	2940.22	6.00%	
Philippines	76.38	82.88	8.51%	
Australia& New Zealand	3497.71	3587.15	2.56%	
W. Japan	313.24	313.51	0.09%	
E. Japan	318.84	330.89	3.78%	