

### Bulkers

Wilmar International committed their Kamsarmax “**Theresa Guangdong**” 81/2012 Jiangsu, China (SS 05/2027, DD 09/2025, BWTS fitted) and the sisters “**Theresa Hebei**” & “**Theresa Jilin**” 81/2012 Sainty, China (SS 03/2027, DD 04/2025 & SS 06/2027, DD 07/2025, BWTS fitted) to clients of Fujian Highton at **USD 19,2 mill each**. For reference, the “**Yu Qiang**” 81/2012 PLA 4807, China (SS 05/2027, DD 05/2025, BWTS fitted) was sold a couple of weeks ago at USD 17,5 mill.

The Ultramax “**Dolce Vita**” 61/2012 Oshima, Japan (SS 09/2027, DD 01/2026, BWTS fitted) of Drydel Shipping was committed to Chinese interests at **USD 23,5 mill**. For comparison, the sister vessel “**Ultra Rocanville**” 61/2012 Oshima, Japan (SS 03/2027, DD 06/2025, BWTS fitted) was sold in early May at low USD 23 mill.

On the Supramax sector, Santoku Senpaku committed their OHBS “**Suzaku**” 54/2006 Oshima, Japan (SS/DD 07/2026, BWTS fitted, Ice Class 1C) at **mid USD 14 mill**. Moreover, Hubei Qintai Shipping committed their “**Monica D**” 52/2001 Shin Kurushima, Japan (SS 12/2026, DD 12/2024) at **USD 7,8 mill**. Remind you that three months ago, the “**Sonya Blade**” 52/2001 Tsuneishi, Japan (SS 10/2026, DD 08/2024, BWTS fitted) was sold at USD 8,3 mill.

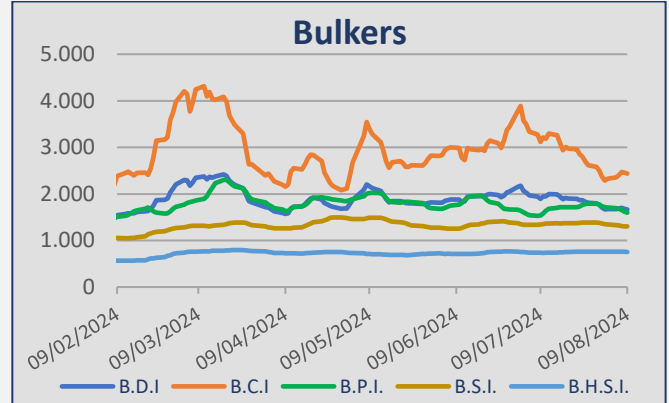
Inui Global Logistics committed the OHBS Handysize “**Ken Ryu**” 31/2002 Saiki, Japan (SS 06/2027, DD 01/2025, BWTS fitted) to Chinese interests at **USD 6,8 mill**. Note that a month ago, the sister vessel “**HG Darwin**” 31/2002 Saiki, Japan (SS 04/2027, DD 07/2025, BWTS fitted, OHBS) was sold at USD 8,2 mill.

### Tankers

The VLCC “**Apollo Harmony**” 301/2010 IHI, Japan (SS/DD 03/2025, BWTS fitted) of Idemitsu Tanker was committed on subs to Greek interests at **region USD 58 mill**. For reference, the one-year-old Korean built “**C. Prosperity**” 313/2009 Hyundai, Korea (SS/DD 08/2024, BWTS & Scrubber fitted) was sold in late June at USD 53,5 mill.

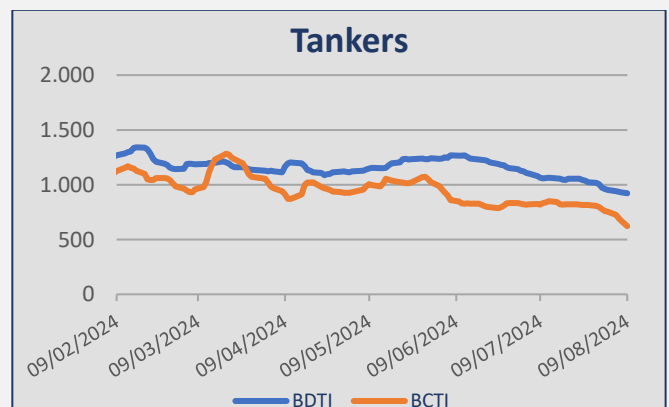
Navios committed their MR2 “**Nave Orbit**” 50/2009 Spp, Korea (SS/DD 10/2024, BWTS fitted) to undisclosed interests at **USD 25,9 mill** basis forward delivery. Remind you that a couple of months ago, the sister vessel “**Gunmetal Jack**” 50/2009 Spp, Korea (SS 08/2029, DD 05/2027, BWTS fitted) was sold at excess USD 28 mill.

### Baltic Indices



INDEX	9-Aug	2-Aug	± (%)
<b>BDI</b>	1.670	1.675	-0,30%
<b>BCI</b>	2.437	2.327	4,73%
<b>BPI</b>	1.599	1.705	-6,22%
<b>BSI</b>	1.301	1.342	-3,06%
<b>BHSI</b>	755	759	-0,53%

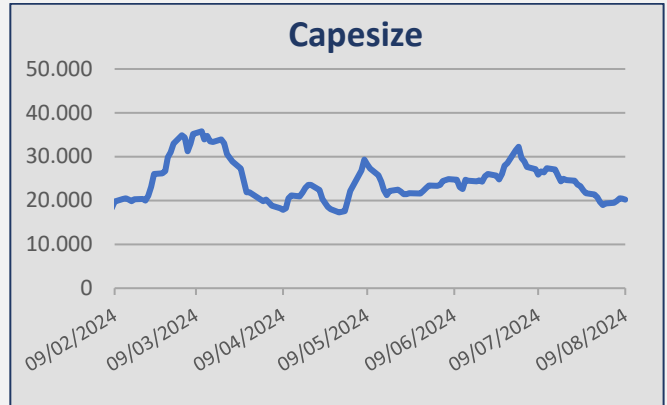
Daily T/C Avg	9-Aug	2-Aug	± (\$)
<b>Capesize</b>	\$ 20.213	\$ 19.299	914
<b>Kamsarmax</b>	\$ 14.388	\$ 15.345	-957
<b>Supramax 58</b>	\$ 14.313	\$ 14.767	-454
<b>Handysize 38</b>	\$ 13.595	\$ 13.660	-65



INDEX	9-Aug	2-Aug	± (%)
<b>BDTI</b>	922	952	-3,15%
<b>BCTI</b>	622	755	-17,62%

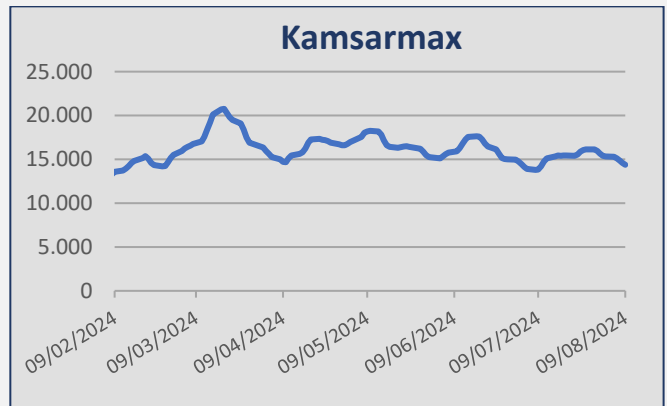
## Capesize

Iron ore rates on the West Australia / China route continued throughout **Week 32** at high- 9.00's fio level. No period activity to report here.



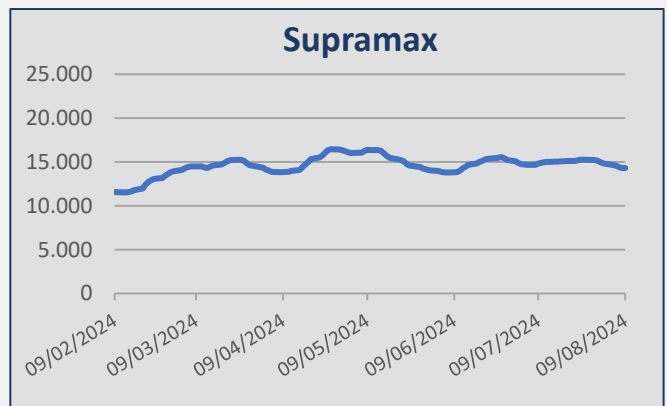
## Kamsarmax / Panamax

North Pacific rounds ranged at the usd 12,000/15,000 pd. A number of Indonesian and Australian trips into China were reported at the level of usd 10,000/13,000 pd. A number of Indonesian trips into India were fixed around usd 9,000/11,000 pd. Indian trips via East Coast South America into China were reported at the level of usd 14,000/16,000 pd. Inter-Continental trips were fixed around usd 14,000/16,000 pd. South American trips into China were reported at the level 17,000/19,000 pd plus ballast bonus at the usd 700K/900K. South American trips into Continent were fixed around usd 21,000/22,000 pd. No period activity to report here.



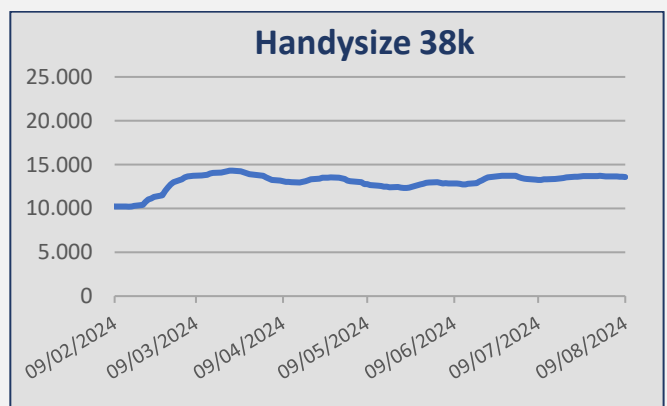
## Ultramax / Supramax

North Pacific rounds ranged at the usd 11,000/13,000 pd. A number of Indonesian trips into China were reported at the level of usd 15,000/17,000 pd. A number of Indonesian trips into India were fixed around usd 15,000/17,000 pd. Indian Coastal trips were fixed around usd 9,000/10,000 pd. Indian trips into Mediterranean were fixed around usd 15,000/17,000 pd. South African trips into India were reported at the level of usd 20,000/22,000 pd. US Gulf trips into Continent were fixed around usd 23,000/27,000 pd. No period activity to report here.



## Handymax / Handysize

A number of trips from China into Continent were fixed around usd 15,000/17,000 pd. Inter-Continental trips were reported at the level of usd 8,000/10,000 pd. Continental trips into South America were fixed around usd 7,000/8,000 pd. US Gulf trips into Mediterranean were reported at the level of usd 15,000/17,000 pd. South American trips into Continent were fixed around usd 18,000/21,000 pd. No period activity to report here.



## Bulk Carriers

Type	Name	Dwt	YoB	Yard	SS	M/E	Gear	Price	Buyer	Comments
Kamsarmax	<b>Theresa Guangdong</b>	81.905	2012	Jiangsu, China	05/2027	MAN-B&W	-	\$ 19,2m		BWTS fitted
Kamsarmax	<b>Theresa Hebei</b>	81.707	2012	Sainty, China	03/2027	MAN-B&W	-	\$ 19,2m	Chinese (Fujian Highton)	BWTS fitted
Kamsarmax	<b>Theresa Jilin</b>	81.610	2012	Sainty, China	06/2027	MAN-B&W	-	\$ 19,2m		BWTS fitted
Ultramax	<b>Century Zhengzhou</b>	63.550	2024	Nantong, China		MAN-B&W	4x30T	\$ 38,3m	Norwegian (Spar Shipping)	Resale
Ultramax	<b>Dolce Vita</b>	61.616	2012	Oshima, Japan	09/2027	MAN-B&W	4x30T	\$ 23,5m	Chinese	BWTS fitted
Supramax	<b>Suzaku</b>	54.881	2006	Oshima, Japan	07/2026	MAN-B&W	4x30T	Mid \$ 14m	Undisclosed	OHBS, BWTS fitted, Ice Class 1C
Supramax	<b>Monica D</b>	52.478	2001	Shin Kurushima, Japan	12/2026	Mitsubishi	4x30,5T	\$ 7,8m	Undisclosed	DD 12/2024
Handysize	<b>Ken Ryu</b>	31.949	2002	Saiki, Japan	06/2027	Mitsubishi	4x30T	\$ 6,8m	Chinese	OHBS, BWTS fitted, DD 01/2025

## Tankers

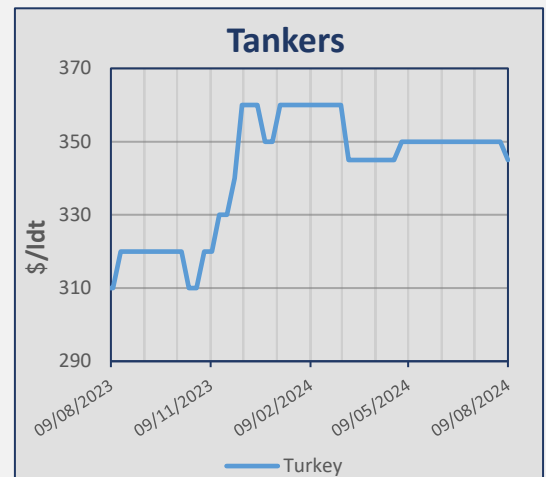
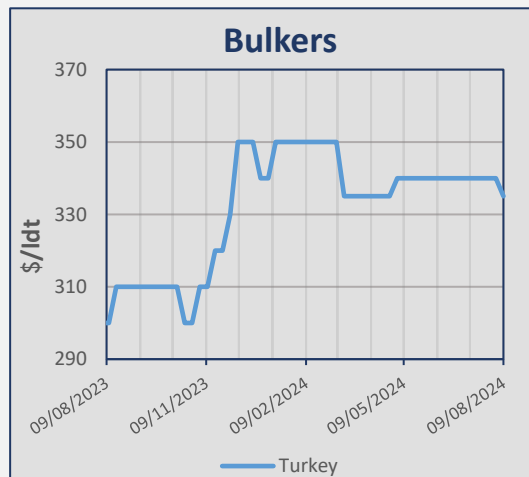
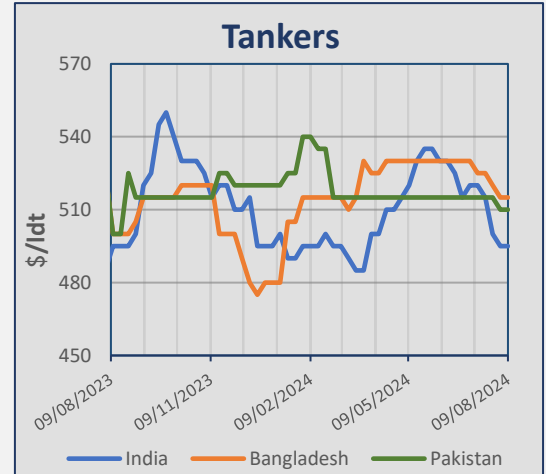
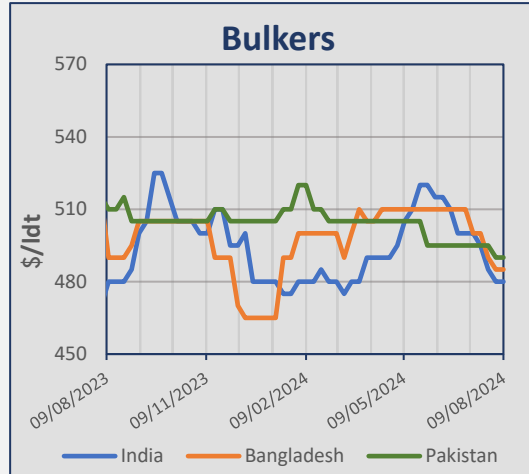
Type	Name	Dwt	YoB	Yard	SS	M/E	Price	Buyer	Comments
VLCC	<b>Apollo Harmony</b>	301.583	2010	IHI, Japan	03/2025	Wartsila	Region \$ 58m	Greek	On subs, BWTS fitted
MR	<b>Nave Orbit</b>	49.999	2009	Spp, Korea	10/2024	MAN-B&W	\$ 25,9m	Undisclosed	BWTS fitted, Forward dely
Chemical/Oil Products	<b>Lincoln Park</b>	19.801	2012	Kitanihon, Japan	06/2027	Mitsubishi	\$ 25,5m	Chinese	St St

## Gas

Type	Name	Dwt	YoB	Yard	SS	M/E	Cbm	Price	Buyer	Comments
LPG	<b>Yas</b>	9.951	2014	Stx, Korea	02/2029	MAN-B&W	8.933	\$ 28,5m	Korean (Dong-A Tanker)	Incl. T/C attached

## Indicative Demolition Prices

	Country	Price \$/ldt
<b>Bulkers</b>	India	480
	Bangladesh	485
	Pakistan	490
	Turkey	335
<b>Tankers</b>	India	495
	Bangladesh	515
	Pakistan	510
	Turkey	345



## Demolition Sales

Type	Vessel	Dwt	YoB	Ldt	Price \$/ldt	Country	Comments
Container	MSC Annamaria	31.205	1987	8.805	535	India	

## Bulk Carriers

Units	Dwt	Yard	Delivery	Price	Owner	Comments
2	82.000	NACKS, China	2026/2027	Undisclosed	Chinese (Jiangsu Ocean Shipping)	
2	63.500	Jiangsu Haitong, China	2027	Undisclosed	Taiwanese (Ta-Ho Maritime)	

## Tankers

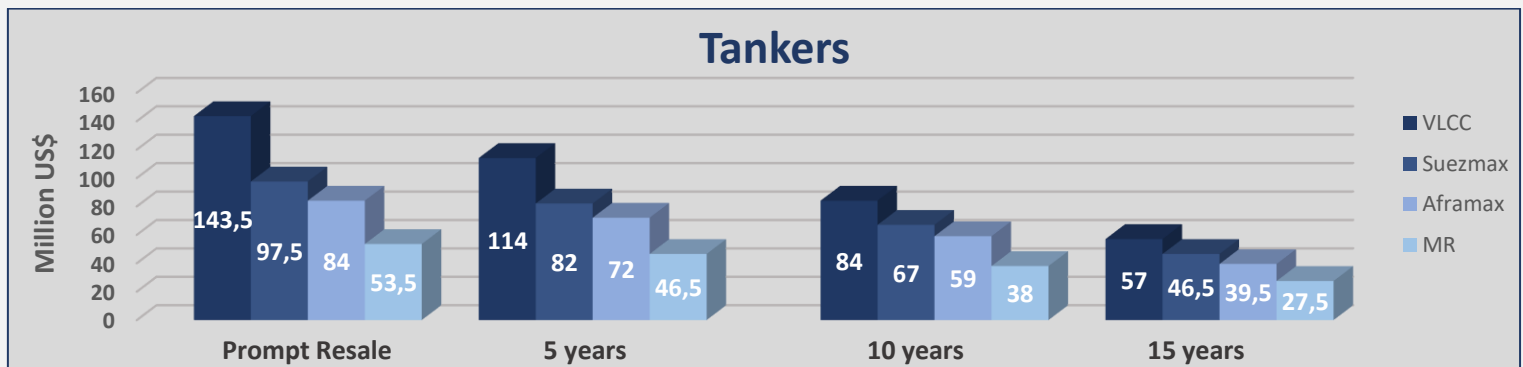
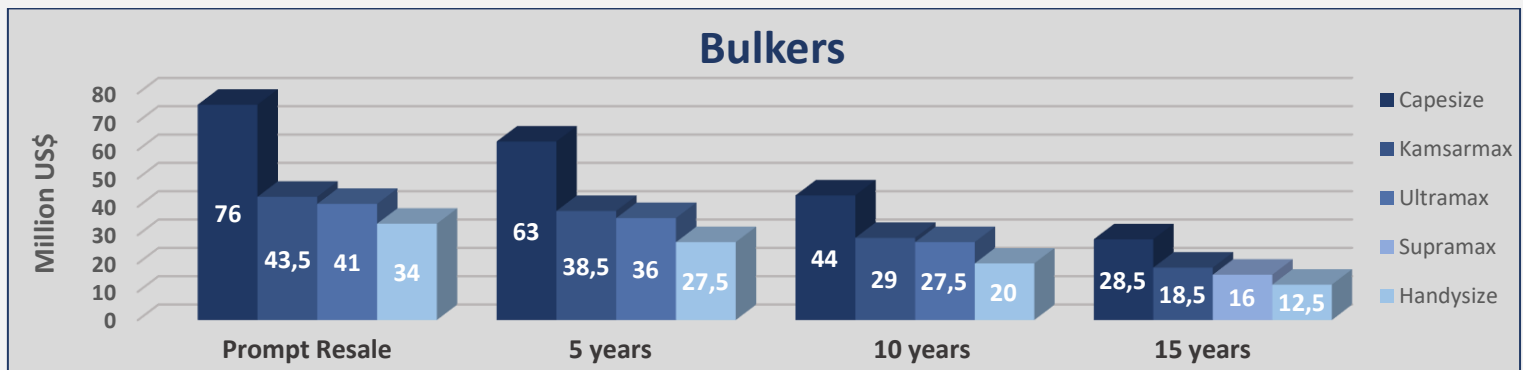
Units	Dwt	Yard	Delivery	Price	Owner	Comments
2	307.000	DSIC, China	2027/2028	\$ 120m	Norwegian (SeaTankers)	Option declared, Scrubber fitted
2	50.000	K, Korea	2026/2027	\$ 52m	Vietnamese (Asia Pacific Shipping)	
1	25.900	Wuhu, China	2027	\$ 50m	Vietnamese (Asia Pacific Shipping)	St St
1	25.900	Wuchang, China	2027	\$ 50m	Vietnamese (Asia Pacific Shipping)	St St

## Gas

Units	Cbm	Yard	Delivery	Price	Owner	Comments
6	150.000	Jiangnan, China	2027/2028	\$ 200m	Singaporean (Eastern Pacific Shipping)	Ethane, T/C to Satellite Chemical

Bulkers					
Size	Age	Week 32	Week 31	± %	
Capesize 180k	Resale	76	76	0,00%	
Capesize 180k	5 years	63	63	0,00%	
Capesize 180k	10 years	44	44	0,00%	
Capesize 176k	15 years	28,5	28,5	0,00%	
Kamsarmax 82k	Resale	43,5	42,5	2,35%	
Kamsarmax 82k	5 years	38,5	37,5	2,67%	
Kamsarmax 82k	10 years	29	28,5	1,75%	
Kamsarmax 82k	15 years	18,5	18,5	0,00%	
Ultramax 64k	Resale	41	41	0,00%	
Ultramax 63k	5 years	36	36	0,00%	
Ultramax 61k	10 years	27,5	27,5	0,00%	
Supramax 56k	15 years	16	16	0,00%	
Handysize 40k	Resale	34	34	0,00%	
Handysize 37k	5 years	27,5	27,5	0,00%	
Handysize 37k	10 years	20	20	0,00%	
Handysize 32k	15 years	12,5	12,5	0,00%	

Tankers					
Size	Age	Week 32	Week 31	± %	
VLCC 310k	Resale	143,5	143,5	0,00%	
VLCC 310k	5 years	114	114	0,00%	
VLCC 300k	10 years	84	84	0,00%	
VLCC 300k	15 years	57	57	0,00%	
Suezmax 160k	Resale	97,5	97,5	0,00%	
Suezmax 160k	5 years	82	82	0,00%	
Suezmax 150k	10 years	67	67	0,00%	
Suezmax 150k	15 years	46,5	46,5	0,00%	
Aframax 110k	Resale	84	84	0,00%	
Aframax 110k	5 years	72	72	0,00%	
Aframax 105k	10 years	59	59	0,00%	
Aframax 105k	15 years	39,5	39,5	0,00%	
MR 52k	Resale	53,5	53,5	0,00%	
MR 51k	5 years	46,5	46,5	0,00%	
MR 47k	10 years	38	38	0,00%	
MR 45k	15 years	27,5	27,5	0,00%	



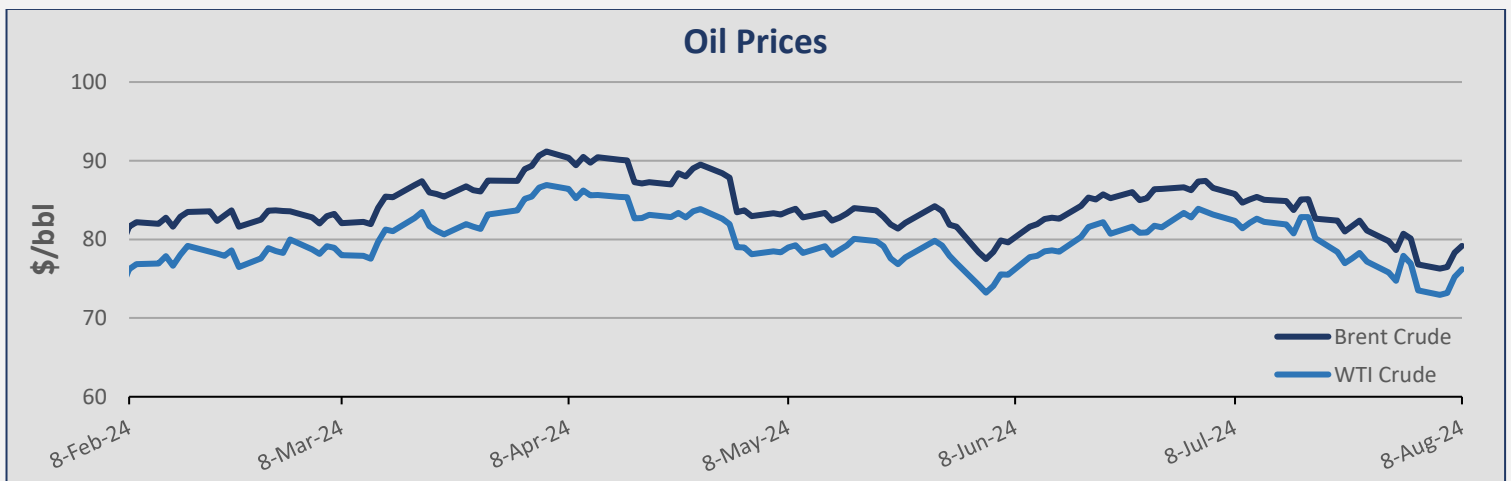
## Currencies

Currency	8-Aug	1-Aug	± (%)
EUR / USD	1,0928	1,0824	0,96%
USD / JPY	146,12	149,74	-2,42%
USD / KRW	1.375,33	1.367,92	0,54%
NOK / USD	0,0924	0,0918	0,65%



## Commodities

Commodity	8-Aug	1-Aug	± (%)
Brent Crude (BZ)	79,16	80,10	-1,17%
WTI Crude Oil (WTI)	76,19	76,93	-0,96%
Natural Gas (NG)	2,13	1,97	8,12%
Gold (GC)	2.463,30	2.480,80	-0,71%
Copper (HG)	3,96	4,08	-2,94%
Wheat (W)	537,50	532,00	1,03%



## Stock Prices – Shipping Companies

Company	Stock Exchange	8-Aug	1-Aug	± (%)
Diana Shipping Inc (DSX)	NYSE	2,49	2,52	-1,19%
Euroseas Ltd (ESEA)	NASDAQ	40,08	35,83	11,86%
Navios Maritime Partners LP (NMM)	NYSE	44,52	45,80	-2,79%
Star Bulk Carriers Corp (SBLK)	NASDAQ	20,99	21,74	-3,45%
Seenergy Maritime Holdings Corp (SHIP)	NASDAQ	10,22	9,17	11,45%
Safe Bulkers Inc (SB)	NYSE	4,72	4,94	-4,45%
Golden Ocean Group Ltd (GOGL)	NASDAQ	11,74	11,96	-1,84%
Shreyas Shipping and Logistics Limited (SHREYAS.NS)	NSE	4,42	4,52	-2,21%

## Stock Prices - Wet

Company	Stock Exchange	8-Aug	1-Aug	± (%)
Capital Product Partners LP (CPLP)	NASDAQ	16,41	16,38	0,18%
TOP Ships Inc (TOPS)	NASDAQ	8,75	9,68	-9,61%

## Stock Prices - Other

Company	Stock Exchange	8-Aug	1-Aug	± (%)
Danaos Corp (DAC)	NYSE	81,16	83,81	-3,16%
StealthGas Inc (GASS)	NASDAQ	5,80	6,29	-7,79%
Rio Tinto PLC (RIO)	NYSE	62,92	63,49	-0,90%
Vale SA (VALE)	NYSE	10,17	10,48	-2,96%
Archer-Daniels-Midland Co (ADM)	NYSE	58,48	60,48	-3,31%
BHP Group Ltd (BHP)	NYSE	53,15	54,26	-2,05%



## **ADVANCED SHIPPING & TRADING S.A.**

Vouliagmenis Avenue 168, 1<sup>st</sup> Floor,  
Glyfada 16674, Greece  
Tel: +30 210 30 03 000  
Fax: +30 210 30 01 305

E-mail: [snp@advanced-ship.gr](mailto:snp@advanced-ship.gr)  
E-mail: [chartering@advanced-ship.gr](mailto:chartering@advanced-ship.gr)  
E-mail: [accounts@advanced-ship.gr](mailto:accounts@advanced-ship.gr)  
E-mail: [research@advanced-ship.gr](mailto:research@advanced-ship.gr)

### ***Sale & Purchase Department:***

Cpt. Fountoglou Michalis	Mob: +30 6947 70 07 18
Thermos Stavros	Mob: +30 6944 24 20 20
Papoutsis George	Mob: +30 6951 00 51 65
Kontaratos Alkis	Mob: +30 6949 19 11 79
Markoutsia Nela	Mob: +30 6959 99 85 10
Kanakis Rafail	Mob: +30 6955 47 77 71
Damianidis Fotis	Mob: +30 6955 47 77 72

### ***Research Department:***

Avdikos Alexandros	Mob: +30 6979 49 91 78
Liadi Ioanna	Mob: +30 6946 75 59 10
Liadi Artemis	Mob: +30 6956 58 41 49
Donti Eleni	Mob: +30 6932 93 55 50

### ***Chief Executive Consultant:***

Cpt. Galonis Dimitrios	Mob: +30 6945 55 36 81
------------------------	------------------------

### ***Operations Department:***

Katsouli Fotini	Mob: +30 6942 54 23 57
Kafourou Nektaria	Mob: +30 6952 35 06 47

### ***Dry Cargo Chartering Department:***

Pittas Jordan	Mob: +30 6944 05 27 46
Filippis Dimitris	Mob: +30 6949 19 58 96
Veronikis Spyros	Mob: +30 6946 28 07 21
Paraskevopoulou Mina	Mob: +30 6949 37 47 06
Patera Elli	Mob: +30 6955 19 57 42
Dienis Angelos	Mob: +30 6951 82 94 48
Karvounis Stelios	Mob: +30 6949 11 49 73
Moutsopoulos Panagiotis	Mob: +30 6946 85 89 29
Tachias Petros	Mob: +30 6945 55 36 81
Sideratos Markellos	Mob: +30 6943 29 32 13

### ***HR Department:***

Evangelatou Anna	Mob: +30 6946 48 37 46
------------------	------------------------

### ***Accounting Department:***

Tziatzias Vaggelis	Mob: +30 6946 03 07 75
Pappas Alexandros	Mob: +30 6946 04 79 26

### ***Administration Department:***

Antonarakou Athanasia	Mob: +30 6936 63 30 88
-----------------------	------------------------

*"THINK BIG"*

#### Legal Disclaimer

The information contained herein has been obtained by various sources. Although every effort has been made to ensure that this information is accurate, complete and up-to-date, *Advanced Shipping & Trading S.A.* does not accept any responsibility whatsoever for any loss or damage occasioned or claimed, upon reliance on the information, opinions, and analysis contained in this report.

Research compiled by: *Advanced Shipping & Trading S.A. Market Research* on behalf of the Sale & Purchase, Dry Cargo Chartering and Tanker Chartering Departments. For any questions, please contact: [research@advanced-ship.gr](mailto:research@advanced-ship.gr)